

(19)



(11)

EP 2 373 154 B1

(12)

EUROPEAN PATENT SPECIFICATION

(45) Date of publication and mention of the grant of the patent:
20.04.2016 Bulletin 2016/16

(51) Int Cl.:
C12C 1/18 (2006.01) C12C 12/00 (2006.01)
C12N 15/82 (2006.01) C12N 9/10 (2006.01)

(21) Application number: **09771493.5**

(86) International application number:
PCT/DK2009/050315

(22) Date of filing: **01.12.2009**

(87) International publication number:
WO 2010/063288 (10.06.2010 Gazette 2010/23)

(54) **BARLEY AND MALT-DERIVED BEVERAGES WITH LOW DIMETHYL SULFIDE LEVEL**

GETRÄNKE AUS GERSTE UND MALZ MIT NIEDRIGEM GEHALT AN DIMETHYLSULFID

BOISSONS À BASE D'ORGE ET DE MALT PRÉSENTANT UN FAIBLE NIVEAU DE SULFURE DE DIMÉTHYLE

(84) Designated Contracting States:
AT BE BG CH CY CZ DE DK EE ES FI FR GB GR HR HU IE IS IT LI LT LU LV MC MK MT NL NO PL PT RO SE SI SK SM TR
 Designated Extension States:
AL BA RS

- **BREDDAM, Klaus**
DK-4000 Roskilde (DK)
- **OLSEN, Ole**
DK-2300 CopenhagenS (DK)

(30) Priority: **03.12.2008 DK 200801708**

(74) Representative: **Høiberg A/S**
St. Kongensgade 59 A
1264 Copenhagen K (DK)

(43) Date of publication of application:
12.10.2011 Bulletin 2011/41

(56) References cited:
WO-A1-02/053721 WO-A2-00/15757
AU-A- 3 857 893 DE-U1-202007 005 281
GB-A- 2 220 955 US-A- 5 242 694
US-A1- 2005 204 437 US-A1- 2006 057 684

- (73) Proprietors:
- **Carlsberg Breweries A/S**
1799 Copenhagen V (DK)
 - **Heineken Supply Chain B.V.**
1017 ZD Amsterdam (NL)

- **HOTZEL HELMUT ET AL: "Recovery and characterization of residual DNA from beer as a prerequisite for the detection of genetically modified ingredients", EUROPEAN FOOD RESEARCH AND TECHNOLOGY, vol. 209, no. 3-4, 1999, pages 192-196, XP002635202, ISSN: 1438-2377**
- **HIROTA N ET AL: "Brewing performance of malted lipoxxygenase-1 null barley and effect on the flavor stability of beer", CEREAL CHEMISTRY, AMERICAN ASSOCIATION OF CEREAL CHEMISTS. MINNEAPOLIS, US, vol. 83, no. 3, 1 May 2006 (2006-05-01), pages 250-254, XP009124704, ISSN: 0009-0352, DOI: DOI:10.1094/CC-83-0250**

- (72) Inventors:
- **KNUDSEN, Søren**
DK-2760 Måløv (DK)
 - **HAMBRAEUS, Gustav**
S-21585 Malmö (SE)
 - **BECH, Lene Mølskov**
DK-2765 Smørum (DK)
 - **SØRENSEN, Steen, Bech**
DK-2680 Solrød Strand (DK)
 - **SKADHAUGE, Birgitte**
DK-3460 Birkerød (DK)

Note: Within nine months of the publication of the mention of the grant of the European patent in the European Patent Bulletin, any person may give notice to the European Patent Office of opposition to that patent, in accordance with the Implementing Regulations. Notice of opposition shall not be deemed to have been filed until the opposition fee has been paid. (Art. 99(1) European Patent Convention).

EP 2 373 154 B1

Description**FIELD OF THE INVENTION**

5 **[0001]** The present invention relates to barley-derived beverages characterized by notably reduced levels of both dimethyl sulfide (DMS) and/or its precursor S-methyl-L-methionine (SMM), or lacking one or preferably both of said compounds. In addition, the invention relates to methods for producing the above-mentioned beverages - and also to barley plants useful in the preparation of such beverages, as well as other plant products prepared from said plants. While the invention enables production of beverages characterized by improved taste profiles, it also facilitates a new paradigm for production methods with notable reductions in the thermal energy input - particularly with respect to boiling of wort.

BACKGROUND OF THE INVENTION

15 **[0002]** Beverages, notably beer, may be produced on the basis of barley - *Hordeum vulgare*, L. - which is a monocotyledonous crop plant cultivated in many parts of the world. Barley is economically important, both as a raw material for industrial products, including beer, and also as a source of animal feed.

[0003] In beer, as well as in many vegetables and foodstuffs - including tea, cocoa, milk, wines, spirits (such as rum), sweet corn, and numerous cooked vegetables - DMS adds prominent, generally beneficial odor and flavor notes to the product. However, a high level of DMS imparts a flavor that may be undesirable, usually described as "cooked sweet corn" or sometimes as "blackcurrant-like".

20 **[0004]** Depending on beer type, DMS levels typically may be up to 144 $\mu\text{g/L}$ and sometimes can reach as much as 150 ppb (150 $\mu\text{g/L}$), with said compound often contributing to undesirable "cooked vegetable" or "cabbage-like" flavors. However, a low level of the compound is sometimes desirable in lager beer as it may contribute to palate fullness and overall beer aroma; the sensory threshold is -25-50 ppb, for example around 30-45 $\mu\text{g/L}$ (Meilgaard, 1982). The DMS flavour is generally not noticed when DMS levels are <10 ppb.

25 **[0005]** SMM, herein also denoted DMS precursor (DMSP), is synthesized in germinating barley kernels by the action of functional components of the SMM cycle (FIG. 1A). Here, the methionine (Met)-S-methyltransferase (MMT) enzyme catalyzes the transfer of a methyl group from S-adenosyl-methionine (AdoMet) to Met, forming SMM. The latter compound can in turn serve as methyl donor for Met synthesis from homocysteine (Hcy), a reaction catalyzed by the enzyme Hcy-S-methyltransferase (HMT). Although there is debate on the definitive role of MMT, it was initially proposed to prevent Met pools for protein synthesis from being depleted by an overshoot in AdoMet synthesis (Mudd and Datko, 1990). The SMM cycle also has been suggested to function in the long-distance sulfur transport in plants, with a major flux from Met to SMM in leaves, phloem transport of SMM, and reconversion of SMM to Met in developing kernels or other sink tissues (Bourgis et al., 1999). But later radiotracer experiments revealed that said cycle manages control of AdoMet levels rather than preventing depletion of Met (Ranocha et al., 2001). An alternative explanation on the physiological role of SMM in plants relates to the regulation of ethylene synthesis (Ko et al., 2004), principally with the ideas manifested through studies with recombinant 1-aminocyclopropane-1-carboxylate synthase from yeast of the genus *Pichia*.

30 **[0006]** McElroy and Jacobsen (1995) have speculated that it may be possible to regulate SMM synthesis by using, for example, antisense technology. However, no guidance was provided on relevant target genes to antisense, but it was expected that the likelihood of a positive outcome was questionable as large reductions in SMM levels could be harmful to barley growth and development. Alternative solutions for obtaining lower level of SMM were not discussed by McElroy and Jacobsen (supra). In addition, as discussed in detail below, antisense technologies have not been successfully applied in barley to completely abolish gene expression.

35 **[0007]** Unfortunately, no methods are available for preparing transgenic barley plants that completely lack expression of a given protein. In general for barley, application of antisense techniques lead to transgenic plants still expressing some of the protein in question (see for example Robbins et al. 1998; Stahl et al., 2004; Hansen et al., 2007).

40 **[0008]** Also, effective methods for preparing specific mutations using chimeric RNA/DNA or site directed mutagenesis have not been developed for use in barley plants. In line with this, and despite intensive efforts, inventors of the present publication are not aware of any published example on successful oligonucleotide-directed gene targeting in barley. Although not pursued in barley, Iida and Terada (2005) note that oligonucleotide-directed gene targeting has been tested in maize, tobacco and rice - but in all cases with the herbicide-resistant gene acetolactate synthase (ALS) as a target. According to the conclusion by Iida and Terada (supra), it remains to be established whether the above-mentioned strategy, with appropriate modifications, is applicable to genes other than those directly selectable, such as the ALS genes. Targeted mutagenesis using zinc-finger nucleases represents another tool that potentially could allow future investigations in basic plant biology or modifications in crop plants (Durai et al., 2005; Tzfira and White, 2005; Kumar et al., 2006). Also in this case, mutagenesis has not been pursued or successfully applied in barley.

45 **[0009]** Nonetheless, barley mutants may be prepared by random mutagenesis using irradiation or chemical treatment,

such as by treatment with sodium azide (NaN_3). An example concerns barley kernels mutagenized through the use of NaN_3 , and subsequently screened for high levels of free phosphate in an effort to screen for low-phytate mutants (Rasmussen and Hatzack, 1998); a total of 10 mutants out of 2,000 screened kernels were identified. Although far from always possible, finding a particular mutant after NaN_3 treatment is dependent on persistence and an effective screening method, and thus far from always successful.

[0010] A difficult part related to identification of promising molecular targets in traditional plant breeding concerns difficulties to ascertain which component(s) of a given biochemical pathway should be perturbed in order to produce the desired alteration of the system read out, and thus the ability to establish a useful screening method.

[0011] Beer production-related incubations at elevated temperatures - such as kiln drying of malt, or heating and boiling of wort - may induce chemical conversion of SMM to DMS. Due to inherent properties of DMS, particularly its boiling point of only 37°C - 38°C , a major part of the DMS formed during kilning and wort boiling may be lost to the atmosphere. At temperatures above $\sim 70^\circ\text{C}$, the volatility of DMS decreases to very low levels (Scheuren and Sommer, 2008), while manifesting conditions for further oxidation to dimethyl sulfoxide (DMSO). When hold time or vigor of wort boiling is inadequate to convert residual SMM, DMS may continue to form as the wort cools - with subsequent transfer into the beer.

[0012] Technological methods for reducing the level of DMS in beer have been developed. Thus, AU 38578/93 described a method of reducing DMS levels in malt, comprising steam treatment of said malt. In patent application US 2006/0057684 to Bisgaard-Frantzen, H. et al. was described brewing methods comprising heat treatment of mash at temperatures of 70°C and above. And in U.S. Patent No. 5,242,694 to Reuther, H. was described methods for preparing low carbohydrate beer, wherein the methods comprise extensive boiling of wort followed by carbon dioxide washing of said wort. However, all of the aforementioned treatments consume high levels of energy, and further they may alter the characteristics of malt or wort.

SUMMARY OF THE INVENTION

[0013] The present invention discloses beverages prepared from barley, or parts thereof, in particular beer with improved flavor. The beverages disclosed herein exhibit very low levels of DMS, or even no DMS at all - particularly beverages with DMS levels below taste threshold, and thus characterized by the absence of DMS taste.

[0014] Moreover, the beverages of the invention have superior taste properties. Accordingly, the beverages of the invention are characterized as particularly balanced and drinkable, with a high degree of freshness, aromatic and floral flavor.

[0015] Thus, the invention provides beverages with remarkable flavor properties based on the absence of DMS or low DMS levels. It is herein found that DMS strikingly influences the human perception of estery compounds in beer (cf. FIG. 1B), consistent with a model provided by the inventors in which DMS masks the taste of said compounds.

[0016] It is considered of profound importance that the present invention provides barley or malt kernels with defects that specifically block formation of the DMS precursor. In this way, the above-described masking of estery taste by DMS may be avoided, which enables new opportunities in the industrial utilization of barley and malt. In addition, barley or malt kernels with defects that specifically block formation of the DMS precursor also have taste properties caused by the absence of DMS per se. Notably, said barley or malt type might be exploited as a raw material in effective industrial applications to help establish tailored production settings far beyond contemporary capabilities. In particular, improvements relate to issues of beer quality and environmental sustainability in beer production, specifically for:

- (i) Beer having a low level of DMS-specific taste;
- (ii) Beer having an improved estery taste profile;
- (iii) Reduced energy input for beer production; and
- (iv) Reduced energy consumption in wort production.

[0017] Barley plants and kernels fulfilling said improvements are provided by the instant invention.

[0018] So, without being bound by theoretical considerations on how the metabolism of SMM could be intertwined with other biological processes, the instant application offers not-yet provided opportunities to exploit and explore the breeding and industrial use of barley plants defective in SMM synthesis.

[0019] The present invention discloses that beverages characterized by low levels of DMS-specific taste and an improved estery taste profile, and/or beverages that are particularly balanced and drinkable - i.e. with high degrees of freshness, aromatic, and floral flavor - may be prepared from barley plants, or parts thereof, carrying a mutation in the gene encoding MMT, which causes a total loss of MMT activity. Such plants are herein denoted "null-MMT" barley.

[0020] Thus, the invention relates in one aspect to beverages prepared from a barley plant, or a part thereof, wherein said beverage contains a level of dimethyl sulfide (DMS) below 20 ppb and a level of S-methyl-L-methionine (SMM) of less than 20 ppb, and wherein said barley plant, or part thereof, carries a mutation in the gene encoding methionine S-

methyltransferase (MMT), causing a total loss of functional MMT

[0021] In another aspect, the invention offers barley plants useful for preparing said beverages. Accordingly, it is also an object of the invention to provide a barley plant, or part thereof, wherein the barley plant carries a mutation in the gene encoding MMT that causes a total loss of functional MMT enzyme.

[0022] Plant products produced from said null-MMT barley plant, include, for example, malt and wort compositions, or barley-based syrups or extracts, or malt-based syrups or extracts, or adjuncts. Adjuncts in the present context may be unmalted barley, which may be used either alone or in combination with malted barley for preparing wort. Also, methods of preparing said barley plants, as well as methods of preparing the beverages and other plant products, are disclosed.

[0023] Further, in a world with climate disruption on the international agenda, society and industry should contribute to global greenhouse-gas emission reductions and environmental benefits. An objective of the invention is therefore to provide barley plants useful for production of beer using low-energy consuming methods. Accordingly, barley plants of the invention are useful for production of beer using methods wherein time spans of heating steps are reduced, or the temperature in heating steps are reduced, compared to standard brewing methods. Of fundamental importance are benefits in the steps of kiln drying and wort boiling procedures, which may be significantly shortened or performed at lower temperatures compared to standard brewing and beer production regimes, reducing energy consumption to provide a more sustainable method for beer production.

SEQUENCE LISTING

[0024] The invention can be more fully understood from the following detailed description and the accompanying sequence listing (summarized in Table 10), which forms a part of this application. Said table lists the nucleic acids and polypeptides that are described herein, the designation of the oligonucleotide primers as well as the cDNA and gDNA clones that comprise the nucleic acid fragments encoding polypeptides representing all or a substantial portion of these polypeptides, and the corresponding identifier (SEQ ID NO:). The sequence descriptions and sequence listing attached hereto comply with the rules governing nucleotide and/or amino acid sequence disclosures in patent applications.

DESCRIPTION OF DRAWINGS

[0025]

FIG. 1 shows selected components of the SMM cycle and average flavor scores. **(A)** Selected components of the SMM cycle in which SMM is synthesized by methyl transfer from S-adenosylmethionine (SAM) to methionine (Met), catalyzed by the enzyme Met-S-methyltransferase (MMT). SMM can in turn serve as methyl donor for Met synthesis from homocysteine (Hcy), in a reaction catalyzed by the enzyme Hcy-S-methyltransferase (HMT). The illustration shows how the essentially irreversible reactions are connected. Each turn of the cycle is futile as it consumes and then regenerates two Mets while converting ATP to adenosine, PPI and Pi (not shown). **(B)** Illustrated are the average flavor scores, \pm standard deviation, given by a specialist beer taste panel on the listed properties - body, estery, and DMS - of beer samples. Control samples of standard beer were spiked with beer only (columns marked with "0"), or spiked with a mixture of esters giving the following concentrations in beer: 5 ppm ethyl acetate, 1.5 ppm isoamylacetate, 0.05 ppm ethyl hexanoate, 0.13 ppm ethyl octanoate (columns marked "1"), and the aforementioned ester mix including 100 ppb DMS (columns marked "2").

FIG. 2 shows the molecules involved in the alkaline formation of the fluorescent compound SMM-OPA.

FIG. 3 shows results of HPLC and western blot experiments to verify the null-MMT phenotype of Mutant 8063 and Mutant 14018. **(A)** An example on HPLC-based separation of an extract from shoots of cv. Prestige, showing elution of aspartic acid (Asp), glutamic acid (Glu), asparagine (Asn), serine (Ser) and SMM. Fluorescence of OPA-derivatized extracts of barley shoots were excited at 340 nm and emission measured at 450 nm. **(B)** HPLC-based separation of extracts from the indicated mutants and wild-type cv. Sebastian. Separation of components in a mutant extract provided a chromatogram without SMM-specific peaks. **(C)** Western blot results of size-separated proteins from shoot extracts of wild-type Prestige (lane 2), Mutant 8063 (lane 3), wild-type Sebastian (lane 5), and Mutant 14018 (lane 6). Reference proteins with the indicated masses in kDa were separated in lanes 1, 4, and 7, while recombinant MMT from *E. coli* cells was used as a control and separated in lane 8. As detailed in Example 12, the 120-kDa stained protein bands represent MMT, while the 80-kDa band in the *E. coli* extract is not MMT-derived as it also appears in extracts of negative control cells transformed with vector pET19b (cf. FIG. 14B,C).

FIG. 4 shows the absence of MMT activity in 4-d-old shoots of Mutant 8063, but pronounced activities in wild-type

shoots of similar germination length. MMT activity was determined using [³H]SAM as a substrate. The MMT-catalyzed transfer of a methyl group from [³H]SAM to Met, forming SMM, was monitored by scintillation counting after removal of the remaining [³H]SAM by activated charcoal. This binds the substrate - but not the newly synthesized, labeled product SMM. The illustration also shows that SMM was absent in mutant shoots, but present in those of wild-type. A total of 30 shoots of both mutant and wild-type plants were analyzed, 15 from each of mutant and wild-type plants.

FIG. 5 shows a comparison of free DMSP and free DMS contents in wild-type and null-MMT malt, wort, and beer. **(A)** Both green and kilned malt of Mutant 8063 had notably reduced in levels of DMSP and free DMS. **(B)** Sweet and boiled worts of Mutant 8063 almost lacked DMSP and free DMS, and also beer made using Mutant 8063 malt was extremely low in free DMS.

FIG. 6 shows flavor profile comparisons established by a 10-person-large beer taste panel; tests comprised beers brewed with malt of wild-type cv. Power and Mutant 8063 (null-MMT). This type of analysis makes use of a number of pre-defined flavor attributes as shown in the graphics, quantifiable on a scale from 0-5. A flavor is judged as "extremely", corresponding to score 5, only if its property is considered maximal for the beer type being analyzed. **(A)** Summary of the beer taste panel's evaluation of the beer spiked with esters and alcohols is listed in Table 1. **(B)** Summary detailing the taste panel's evaluation of an unspiked beer.

FIG. 7 shows an illustration on a way to propagate NaN₃-mutagenized barley kernels. Kernels of generation M0 develop into plants that set kernels of generation M1. These may be sown and develop into M1 plants, which produce new kernels of generation M2. Next, M2 plants grow and set kernels of generation M3. Kernels of generation M3 may be allowed to germinate, and samples thereof, e.g. coleoptiles, may be used for analysis. M3 seeds may also be sown and the flowers of the corresponding plants used for crossings to obtain plants of generation M4.

FIG. 8 shows a simplified, schematic overview of a preferred beer production process, including steeping of barley grain (1), germination (2), kiln drying (3), milling of the dried malt (4), mashing (5), filtration (6), wort boiling in the presence of added hops (7), fermentation in the presence of yeast (8), beer maturation (9), beer filtration (10), packaging into, for example, bottles, cans, or the like (11), and labeling (12). The individual processes can be grouped into sections comprising malt production (1-3), wort production (4-7), fermentation (8-9) and the preparation of the finished beer (10-12). Although a preferred method is illustrated, alternative ways may be envisaged that omit some of the depicted steps (filtration, for example, may be omitted or hops may not be added), or additional steps may be added (e.g. addition of adjuncts or carbonate). Beer may also be produced using mixtures of malted and unmalted barley, or only unmalted barley, in which case external enzymes are frequently added during the mashing process.

FIG. 9 shows, in a schematic form, the organization of the barley gene encoding MMT. Illustrated is the 6368-bp-long genomic sequence (SEQ ID NO:3), which spans the translational start and stop codons. Exons and introns are shown as numbered boxes and unnumbered lines, respectively. Exon 12 is illustrated as an arrowhead to indicate the overall direction of transcription and translation. Nucleotide numbers refer to the 5' and 3' end of indicated exons relative to the first base of the translational start codon. Also illustrated are the approximate locations of PCR stretches that correspond to the amplifications using the primer sets listed in Table 2.

FIG. 10 shows the cDNA sequence for barley MMT of cv. Prestige, spanning the translational start and stop codons, i.e. the coding region (SEQ ID NO:4), aligned with the translated sequence (SEQ ID NO:6), using the one letter code for amino acids.

FIG. 11 shows a sequence alignment of the almost identical MMT enzymes of barley cvs. Haruna Nijo (SEQ ID NO:2) and Prestige (SEQ ID NO:6). Two separate amino acid residue differences are highlighted as black boxes with white lettering.

FIG. 12 shows how barley Mutant 8063 activates cryptic splice sites in the gene for MMT. **(A)** Small horizontal arrows below the illustration of the genomic structure of the gene for MMT indicate the approximate annealing position of primer set 15, cf. Table 4. **(B)** Visualization of DNA bands following agarose gel electrophoresis of reverse transcription polymerase chain reaction (RT-PCR) analysis of products using RNA template from either wild-type cv. Prestige or Mutant 8063. **(C)** Illustration to show the intron-exon structure of PCR products in panel B, using the same graphical elements as in A. Exon 5 of Product 4 is shorter in comparison with that of the wild-type. Vertical arrowheads point to the approximate positions of premature translational stop codons. Due to choice of primers, the products do not comprise exons 1 and 2. It is, however, predicted that the mRNA also comprises exons 1 and

2. **(D)** Detailed illustration of the transcripts resulting from the mutated (Mut.) and wild-type (WT) 5' splice site in intron 5, with the mutation site indicated by the underlined base. Arrows joined by solid lines, labeled 3 and 4, mark the donor and acceptor sites utilized during splicing of Product 3 and Product 4, respectively (cf. Panel C). The broken line, marked 2*, points to splicing of the wild-type transcript (Product 1 in panel C) and to non-spliced Product 2 (cf. Panel C). Bases of exons and intron 5 are in lower and upper case letters, respectively. nt: nucleotide. **(E)** Overview of the composition of 5' and 3' splice sites in monocots (Sinibaldi and Mettler, 1992), compared with the sequence of intron 5 in the gene for MMT of Mutant 8063.

FIG. 13 shows expression plasmids for heterologous expression of aberrant MMTs of Mutant 8063, and alignment of encoded proteins. **(A)** Illustration of the NcoI-BamHI fragment of pET19b-MMT - including selected restriction sites - encoding wild-type MMT fused to a sequence specifying a His-tag (*; sequence MGHHHHHHHHHH; SEQ ID NO:69) in frame with an enterokinase site (**; sequence SSGHIDDDDKH; SEQ ID NO:70). Deletion constructs are illustrated in **(B)**, **(C)**, and **(D)**. **(E)** Alignment of the encoded MMT sequences (SEQ ID NOs: 6, 11, 13, 15 for constructs shown in A, B, C and D, respectively). A synthetic peptide corresponding to the sequence stretch marked with asterisks was used for generation of polyclonal antibodies against the barley MMT. The sequence spanning residue numbers 333 and 1084 is not shown for the wild-type enzyme (SEQ ID NO:6).

FIG. 14 shows the results of heterologous expression in *E. coli* of wild-type and mutant forms of MMT from cv. Prestige and Mutant 8063, respectively, with experimental details described in Example 12. An extract of *E. coli* cells transformed with vector pET19b, as well as an aliquot of pure SMM, served as experimental control samples. Gel areas between lanes 4 and 5 of both blots, comprising data irrelevant to the instant application, were electronically erased following scanning. **(A)** HPLC-profiles of pure SMM as well as extracts from *E. coli* cells transformed with the indicated plasmids. For comparative purposes, the profiles are also an integral part of FIG 18. **(B)** Western blot results of size-separated proteins from soluble, cellular extracts of *E. coli* cells transformed with plasmids pET-MMT (lane 2), pET19b-Line8063-Prod3 (lane 3), pET19b-Line8063-Prod4 (lane 4), and pET19b (lane 5). Reference proteins, with the indicated masses in kDa, were separated in lane 1. **(C)** Western blot results of size-separated proteins from extracts of inclusion bodies of *E. coli* cells transformed with the plasmids as noted in legend to figure part B hereinabove. The primary, polyclonal antibodies used in the western analyses were raised against a synthetic 15-residue-long peptide of barley MMT, corresponding to the amino acid stretch marked with asterisks in FIG. 13.

FIG. 15 shows an illustration on approaches to identify grains that are characterized by the G3076→A mutation in the gene for MMT of Mutant 8063. **(A)** In the hypothetical reaction 1 and reaction 2, primer set 20, cf. Table 7, yields a 271-bp PCR fragment and no fragment, respectively, as schematically shown by an ethidium bromide-stained band following agarose gel electrophoresis of the corresponding reactions (C). In hypothetical reactions 3 and 4 **(B)**, only the latter generates a PCR fragment. Horizontal arrows indicate full sequence match to template DNA, while arrows with a sharp bend indicate a mismatch. **(D)** Western blot analysis with an anti-MMT antibody recognizes a 120-kDa MMT enzyme in a wild-type kernel of cv. Prestige (lane 2), but not in that of Mutant 8063. Standard proteins were separated in lane 1, with the corresponding masses in kDa indicated.

FIG. 16 shows how barley Mutant 14018 activates cryptic splice sites in the gene for MMT. **(A)** Small horizontal arrows - below the illustration of the genomic structure of the gene for MMT - indicate the approximate annealing position of primer set 16, cf. Table 4. **(B)** Visualization of DNA bands following agarose gel electrophoresis of RT-PCR products using RNA template from either wild-type (cv. Sebastian) or Mutant 14018. **(C)** Depiction to illustrate the intron-exon structure of PCR products in panel B, using the same graphical elements as in A. Exon 2 of Product 8 is truncated in comparison with that of the wild-type. Vertical arrowheads point to the approximate positions of premature translational stop codons. Due to the choice of primers, the products do not comprise exon 1. It is, however, predictable that the mRNA also comprises exon 1. **(D)** Detailed illustration on the transcripts resulting from the mutated (Mut.) and wild-type (WT) 5' splice site in intron 2, with the mutation site indicated by the underlined base. Arrows joined by solid lines labeled 7 and 8 mark the donor and acceptor sites utilized during splicing of Product 7 and Product 8, respectively (cf. panel C). The broken line marked 6* points to splicing of the wild-type transcript (Product 5 in panel C) and to non-spliced Product 6 (cf. Panel C). Bases of exons and intron 2 are in lower and upper case letters, respectively. nt: nucleotide. **(E)** Overview of the composition of 5' and 3' splice sites in monocots (Sinibaldi and Mettler, supra), compared with the sequence of intron 2 for the gene for MMT, Mutant 14018.

FIG. 17 shows expression plasmids for heterologous expression of aberrant MMTs of Mutant 14018, and alignment of encoded proteins. **(A)** Illustration of the NcoI-BamHI fragment of pET19b-MMT - including selected restriction sites - encoding wild-type MMT fused to a sequence specifying a His-tag (*; sequence MGHHHHHHHHHH; SEQ ID NO:69) in frame with an enterokinase site (**; sequence SSGHIDDDDKH; SEQ ID NO:70). Deletion constructs

are shown in (B), (C), and (D). (E) Alignment of the encoded MMT sequences (SEQ ID NOs: 18, 22, 24, 26 for constructs shown in A, B, C, and D, respectively). The sequence spanning residue number 213 to 1084 is not shown for the wild-type enzyme (SEQ ID NO:18).

5 FIG. 18 shows HPLC-based experimental results of heterologous expression in *E. coli* of wild-type and mutant forms of MMT from cv. Prestige and Mutant 14018, respectively, with experimental details described in Example 15. Pure SMM and extract of *E. coli* cells transformed with vector pET19b served as experimental control samples. For comparative purposes, chromatograms marked with asterisks are also integral parts of FIG. 14A.

10 FIG. 19 shows an illustration on a genetic approach to identify grains characterized by the G1462→A mutation in the gene for MMT of Mutant 14018. (A) In the hypothetical reaction 1 and reaction 2, primer set 29, cf. Table 9, yields a 121-bp PCR fragment and no fragment, respectively, as schematically shown by an ethidium bromide-stained band following agarose gel electrophoresis of the corresponding reactions (C). In hypothetical reactions 3 and 4 (B), only the latter generates a PCR fragment (123 bp). Horizontal arrows indicate full sequence match to template DNA, while arrows with a sharp bend indicate a mismatch. (D) Western blot analysis with an anti-MMT antibody recognizes a 120-kDa MMT enzyme in a wild-type kernel of cv. Sebastian (lane 2), but not in that of Mutant 14018. Standard proteins were separated in lane 1, with the corresponding masses in kDa indicated.

20 DETAILED DESCRIPTION OF THE INVENTION

Definitions

[0026] In the description, figures, and tables which follow, a number of terms are used. To provide the specifications and claims, including the scope to be given such terms, the following definitions are provided:

25 As used herein, "a" can mean one or more, depending on the context in which it is used.

[0027] The term "agronomic trait" describes a phenotypic or genetic trait of a plant that contributes to the performance or economic value of said plant. Such traits include disease resistance, insect resistance, virus resistance, nematode resistance, drought tolerance, high salinity tolerance, yield, plant height, days to maturity, kernel grading (i.e. kernel size fractionation), kernel nitrogen content and the like.

[0028] The term "barley" in reference to the process of making beer, particularly when used to describe the malting process, means barley kernels. In all other cases, unless otherwise specified, "barley" means the barley plant (*Hordeum vulgare*, L.), including any variety, whereas part of a barley plant may be any part of a barley plant, for example any tissue or cells.

[0029] A "cereal" plant as defined herein is a member of the Graminae plant family, cultivated primarily for their starch-containing seeds. Cereal plants include, but are not limited to barley (*Hordeum*), wheat (*Triticum*), rice (*Oryza*), maize (*Zea*), rye (*Secale*), oat (*Avena*), sorghum (*Sorghum*), and Triticale, a rye-wheat hybrid.

[0030] "DMSP" as used herein is an abbreviation for DMS precursor or DMS potential, i.e. the molecules that can be converted to DMS during the production of beverages. SMM represents the major part of, if not all, DMSP. The level of DMSP is defined herein as the quantity of DMS that can be generated from DMSP in the specified plant material, or product thereof, by boiling at alkaline conditions for 1 hour. As defined herein, 1 ppb DMSP can be converted to 1 ppb DMS.

[0031] By "encoding" or "encoded" in the context of a specified nucleic acid is meant comprising the information for translation into the specified protein. A nucleic acid which encodes a protein may comprise non-translated sequences (e.g. introns) within translated regions of the nucleic acid, or may lack such intervening non-translated sequences (e.g. in cDNA). The information by which a protein is encoded is specified by the use of codons.

[0032] As used herein, "expression" in the context of nucleic acids is to be understood as the transcription and accumulation of sense mRNA or antisense RNA derived from a nucleic acid fragment. "Expression" used in the context of proteins refers to translation of mRNA into a polypeptide.

[0033] The term "gene" means the segment of DNA involved in producing a polypeptide chain; it includes regions preceding and following the coding region (promoter and terminator). Furthermore, plant genes are discontinuous with proteins encoded by them, consisting of exons interrupted by introns. After transcription into RNA, the introns are removed by splicing to generate a mature messenger RNA (mRNA). The "splice sites" between exons are typically determined by consensus sequences acting as splice signals for the splicing process, consisting of a deletion of the intron from the primary RNA transcript and a joining or fusion of the ends of the remaining RNA on either side of the excised intron.

[0034] The term "germination" as used herein means the beginning or resumption of growth by a barley kernel in various compositions, such as normal soil as found in nature. Germination can also take place in the soil of pots placed in growth chambers and the like, or for example take place on wet filter paper placed in standard laboratory Petri dishes

or during malting (for example in steep tanks or germination boxes of the malting factory). Germination is generally understood to include hydration of the kernels, swelling of the kernels and inducing growth of the embryo. Environmental factors affecting germination include moisture, temperature and oxygen level. Root and shoot development is observed.

5 [0035] As used herein, the term "isolated" means that the material is removed from its original environment. For example, a naturally-occurring polynucleotide or polypeptide present in a living organism is not isolated, but the same polynucleotide or polypeptide, separated from some or all of the coexisting materials in the natural system, is isolated. Such polynucleotides could be part of a vector and/or such polynucleotides or polypeptides could be part of a composition, and still be isolated because such vector or composition is not part of its natural environment.

10 [0036] The term "kernel" is defined to comprise the cereal caryopsis, also denoted internal seed, the lemma and palea. In most barley varieties the lemma and palea adhere to the caryopsis and are a part of the kernel following threshing. However, naked barley varieties also occur. In these, the caryopsis is free of the lemma and palea and threshes out free as in wheat. The terms "kernel" and "grain" are used interchangeably herein.

15 [0037] "Grain development" refers to the period in barley's life cycle that begins with fertilization in which metabolic reserves, e.g. sugars, oligosaccharides, starch, phenolics, amino acids, and proteins are deposited, with and without vacuole targeting, to various tissues in the kernel, e.g. endosperm, testa, aleurone, and scutellum, leading to kernel enlargement, kernel filling, and ending with kernel maturation and desiccation.

20 [0038] The terms "total loss of functional MMT" and "total loss of MMT activity" refer to the lack of the MMT enzymatic activity, i.e. a barley plant with no detectable MMT activity when using the assay described in Example 2 herein below. Alternatively, MMT activity of a barley plant is determined by isolating MMT cDNA of said barley and determining whether the protein encoding by said cDNA is capable of catalyzing transfer of a methyl group from SAM to Met, thereby forming SMM.

[0039] The term "malt beverage" refers to beverages prepared using malt, optionally in admixture with other ingredients, such as mixtures of malted and unmalted barley, preferably beverages prepared by a method including a step of incubating malt with hot water. Malt beverage may, for example, be beers or maltinas.

25 [0040] The term "fermented malt beverage" refers to malt beverage which have been fermented, e.g. incubated with yeast.

[0041] The term "MMT activity" refers to the enzymatic activity of the barley methionine S-methyltransferase enzyme. In the context of the present invention, "MMT activity" is the MMT-catalyzed methylation at the sulfur atom of Met to yield SMM. Even though the MMT enzyme may be capable of catalyzing other reactions, for the purpose of determining the activity of MMT according to the present invention, only the SMM-forming activity should be considered. FIG. 1 B outlines the biochemical reactions wherein Met is converted to SMM by methylation.

30 [0042] "Malting" is a special form of germination of barley kernels taking place under controlled environmental conditions in, but not limited to, steep tanks and germination boxes of the malting factory. In accordance with the process of the present invention, malting begins to occur during and/or after the barley kernels have been steeped. The malting process may be stopped by drying of the barley kernels, for example, in a kiln drying process. In case the malt has not been kiln dried, it is denoted "green malt". A malt composition prepared from null-MMT barley is understood to comprise null-MMT malt, such as pure null-MMT malt or any blend of malt comprising null-MMT malt. Malt may be processed, for example by milling, in which case it may also be referred to as "milled malt" or "flour".

35 [0043] "Mashing" is the incubation of milled malt in water. Mashing is preferably performed at a specific temperature and in a specific volume of water to allow the desired enzymatic depolymerization of substrates. The temperature and volume of water is of importance as this affects the rate of decrease of enzyme activity derived from the malt, and hence the amount of especially starch hydrolysis that can occur. Protease action may also be of importance. Mashing can occur in the presence of adjuncts, which is understood to comprise any carbohydrate source other than malt, such as, but not limited to, barley (including null-MMT barley), or maize, or rice either as whole kernels or processed products like grits or starch, all used principally as an additional source of extract (syrops are typically dosed during wort boiling). The requirements for processing of the adjunct in the brewery depend on the state and type of adjunct used and in particular the starch gelatinization or liquefaction temperatures. If the gelatinization temperature is above that for normal malt saccharification temperature, then the starch is gelatinized and liquefied before adding to the mash.

40 [0044] When a given mutation is fixed as a homozygous genetic characteristic, for example in generation $\geq M3$, the corresponding barley plant is, interchangeably herein, denoted as "Mutant", or as "mutated line", or as "Line".

45 [0045] "Mutations" include deletions, insertions, substitutions, transversions and point mutations in the coding and noncoding regions of a gene, wherein the noncoding region preferably is promoter region or introns. Deletions may be of the entire gene or of only a portion of the gene. Point mutations concern changes of one base or one base pair and may result in stop codons, frameshift mutations or amino acid substitutions. Somatic mutations are those which occur only in certain cells or tissues of the plant and are not inherited to the next generation. Germline mutations can be found in any cell of the plant and are inherited. With reference to FIG. 7 herein - which presents an overview on how grains of mutated barley may be propagated in a breeding program - grains of generation M3, and directly propagated grains thereof, or of any subsequent generation, including the plants thereof, may be termed "raw mutants". Further, still with

reference to FIG. 7 herein, the term "breeding line" refers to grains of generation M4, and any subsequent generation, including the plants thereof, which may be the result of a cross to a cultivar plant, or the result of a cross to another breeding line with a separate, specific trait.

[0046] As used herein, the term "null-MMT" refers to a total loss of functional methionine S-methyl transferase enzyme. Thus, a "null-MMT barley plant" is a barley plant comprising a mutation in the gene encoding MMT that results in a total loss of functional MMT. Similarly, "null-MMT kernels" are kernels comprising a mutation in the gene encoding MMT, resulting in a total loss of functional MMT, and so forth.

[0047] The term "parts of barley plant", for instance comprised within the meaning of the phrase "barley plant or a part thereof", includes barley plant cells, barley plant protoplasts, plant cell tissue cultures from which barley plants can be regenerated, barley plant calli, and barley plant cells that are intact in plants or larger parts of barley plants, such as embryos, pollen, ovules, flowers, kernels, leaves, roots, root tips, anthers, or any part of a plant.

[0048] "PCR" or "polymerase chain reaction" is well known by those skilled in the art as a technique used for the amplification of specific DNA segments (U.S. Pat. Nos. 4,683,195 and 4,800,159 to Mullis, K.B. et al.). Also reverse transcription (RT)-PCR is well known by those skilled in the art. Performing a RT-PCR on a biological sample aims at detecting expressed mRNAs for a particular gene. In relation to MMT, RT-PCR in general includes obtaining a sample that is suspected of containing mRNA for MMT, performing a RT-PCR on the sample with a reverse transcriptase, a polymerase, and a pair of specific primers, to amplify the RNA, if present, and detecting the amplification product as an indication of the presence of MMT encoding RNA in the sample. Primers work in pairs - "forward primer" (or "upper strand primer" or "direct primer"), and "reverse primer" (or "lower strand primer"). Primer sequences are herein given in the 5'-to-3' direction.

[0049] By the term "plant product" is meant a product resulting from the processing of a plant or plant portion. For example, said plant product may be malt, wort, a fermented or non-fermented beverage, a food, or a feed product.

[0050] A "specialist beer taste panel" within the meaning of the present application is a panel of specialists extensively trained in tasting and describing beer flavors, with special focus on esters, higher alcohols, fatty acids, sulfur components and body. Although a number of analytical tools exist for evaluating flavor components, the relative significance of flavor-active components are difficult to assess analytically. However, such complex properties can be evaluated by taste specialists. Their continuous training includes tasting and evaluation of standard beer samples that have been spiked with specified concentrations of beer components - for example isoamylacetate, ethyl acetate, ethyl hexanoate and isoamylalcohol.

[0051] By the term "splice site" is meant the boundaries between exons and introns of a gene. Thus, a splice site may be the border going from exon to intron - also called a "donor site" - or the border separating intron from exon also denoted "acceptor site." A splice site in plants typically comprises consensus sequences. The 5' end of an intron in general consist of a conserved GT dinucleotide (GU in the mRNA), and the 3' end of an intron usually consists of a conserved dinucleotide AG. The 5' splice site of an intron thus comprises the 5' end of an intron, and the 3' splice site comprises the 3' end of an intron. Preferably, within the context of the present invention, the splice site of an intron is either:

- (i) The 5' splice site consisting of the most 5' dinucleotide of the intron, which in general is GT; or
- (ii) The 3' splice site consisting of the most 3' dinucleotide of the intron, which in general is AG.

[0052] "Cryptic splice sites" are not recognized under normal conditions and thus do not normally cause splicing. However, in transcripts bearing point mutations within natural elements, such sites can be activated for splicing events.

[0053] "Tissue culture" indicates a composition comprising isolated cells of the same or different types or a collection of such cells organized into parts of a plant, for example protoplasts, calli, embryos, pollen, anthers, and the like.

[0054] "Wild barley", *Hordeum vulgare* ssp. *spontaneum*, is considered the progenitor of today's cultivated forms of barley. The transition of barley from a wild to a cultivated state is thought to have coincided with domestication of the plant into "barley landraces". These are genetically more closely related to modern cultivars than wild barley.

[0055] The term "wild-type" barley refers to a conventionally generated barley plant; preferably the term refers to the barley plant from which the barley plants of the instant invention have been derived, i.e. the parental plants. Wild-type barley kernels are generally available from, for example, seed companies as "cultivars" (often abbreviated "cvs."), i.e. those genetically similar kernels that are listed by national plant breeding organizations. The terms "cultivar" and "variety" are used interchangeably herein.

[0056] By the term "wort" is meant a liquid extract of malt, for example milled malt or green malt or milled green malt. In addition to said malt, the liquid extract may be prepared from malt and additional components, such as additional starch-containing material partly converted into fermentable sugars. The wort is in general obtained by mashing, optionally followed by "sparging", i.e. the process of extracting residual sugars and other compounds from spent grain after mashing with hot water. Sparging is typically conducted in a lauter tun, a mash filter, or another apparatus allowing separation of the extracted liquid from spent grain. The wort obtained after mashing is generally referred to as "first wort", while the wort obtained after sparging is generally referred to as the "second wort". If not specified, the term wort may be first

wort, second wort or a combination of both. During beer production, wort is generally boiled together with hops. Wort prepared without boiling with hops may also be referred to as "sweet wort", whereas wort which has been boiled with or without hops may be referred to as "boiled wort".

5 Barley plant

[0057] Barley is a family of plants. Wild barley, *Hordeum vulgare* ssp. *spontaneum*, is considered the progenitor of today's cultivated forms of barley. The transition of barley from a wild to a cultivated state is thought to have coincided with a radical change of allele frequencies at numerous loci. Rare alleles and new mutational events were positively selected for by the farmers who quickly established the new traits in the domesticated plant populations, denoted "barley landraces". These are genetically more closely related to modern cultivars than wild barley. Until the late nineteenth century, barley landraces existed as highly heterogeneous mixtures of inbred lines and hybrid segregates, including few plants derived from random crossings in earlier generations. Most of the landraces have been displaced in advanced agricultures by pure line cultivars. Intermediate or high levels of genetic diversity characterize the remaining landraces. Initially, "modern barley" cultivars represented selections from landraces. These were later derived from successive cycles of crosses between established pure lines, such as those of diverse geographical origins. Eventually, the result was a marked narrowing of the genetic base in many, probably all, advanced agricultures. Compared with landraces, modern barley cultivars have numerous improved properties (Nevo, 1992; von Bothmer, 1992), for example, but not limited to:

- (i) Covered and naked kernels;
- (ii) Seed dormancy;
- (iii) Disease resistance;
- (iv) Environmental tolerance (for example to drought or soil pH);
- (v) Proportions of lysine and other amino acids;
- (vi) Protein content;
- (vii) Nitrogen content;
- (viii) Carbohydrate composition;
- (ix) Hordein composition.

[0058] Within the present invention, the term "barley" comprises any barley plant. Thus, the invention relates to any barley plant carrying a mutation in the gene encoding MMT, resulting in a total loss of functional MMT.

[0059] However, preferred barley plants for use with the present invention are modern barley cultivars or pure lines. The barley cultivar to be used with the present invention may, for example, be selected from the group consisting of Sebastian, Celeste, Tangent, Lux, Prestige, Saloon, Neruda, Harrington, Klages, Manley, Schooner, Stirling, Clipper, Franklin, Alexis, Blenheim, Ariel, Lenka, Maresi, Steffi, Gimpel, Cheri, Krona, Camargue, Chariot, Derkado, Prisma, Union, Beka, Kym, Asahi 5, KOU A, Swan Hals, Kanto Nakate Gold, Hakata No. 2, Kirin - choku No. 1, Kanto late Variety Gold, Fuji Nijo, New Golden, Satukio Nijo, Seijo No. 17, Akagi Nijo, Azuma Golden, Amagi Nijpo, Nishino Gold, Misato golden, Haruna Nijo, Scarlett, Quench, NFC Tipple and Jersey preferably from the group consisting of Haruna Nijo, Sebastian, Tangent, Lux, Prestige, Saloon, Neruda, Power, Quench and NFC Tipple.

[0060] Accordingly, in one embodiment, said plant is a modern barley cultivar that carries a mutation in the gene encoding MMT, resulting in a total loss of functional MMT, preferably one a cultivar selected from the group of barley cultivars described herein above. In this embodiment, it is accordingly preferred that the barley plant is not a barley landrace.

[0061] The barley plant may be in any suitable form. For example, the barley plant may be a viable barley plant, a dried plant, a homogenized plant, or a milled barley kernel. The plant may be a mature plant, an embryo, a germinated kernel, a malted kernel, a milled malted kernel or the like.

[0062] Parts of barley plants may be any suitable part of the plant, such as kernels, embryos, leaves, stems, roots, flowers or fractions thereof. A fraction may, for example, be a section of a kernel, embryo, leaf, stem, root or flower. A part of a barley plants may also be a fraction of a homogenate, a fraction of an extract, or a fraction of a milled barley plant or kernel.

[0063] In one embodiment, parts of barley plants may be cells of said barley plant, preferably viable cells that may be propagated in vitro, for example in cell or tissue cultures. In particular, in one embodiment said cells may be cells that are not capable of maturing into an entire barley plant, i.e. cells that are not a reproductive material.

Loss of functional MMT enzyme

[0064] The present specification relates to plant products, such as beverages prepared from barley plants, or parts

thereof, said barley plants carrying a mutation in the gene for MMT, resulting in loss of functional MMT enzyme, for example loss of at least 90% of MMT activity, preferably at least 97%, more preferably at least 99%, yet more preferably at least 99.5% of MMT activity compared to the corresponding level in wild-type barley, preferably compared to any of the wild-type barley cultivars described herein above, more preferably compared to wild-type barley cv. Prestige. Most preferably said barley plant carries a mutation in the gene encoding MMT, resulting in a total loss of MMT function.

[0065] The total loss of a functional MMT enzyme may be based on different mechanisms. For example, the total loss of functional MMT enzyme may result from a malfunctioning protein in said plant, i.e. a malfunctioning MMT enzyme, such as a mutant MMT protein with no detectable activity. For instance, the MMT protein of the mutant may be a truncated protein. The loss of MMT activity may similarly be based on different mechanisms, for example malfunctioning MMT protein.

[0066] Preferably, the activity of a mutated MMT protein is determined by its capacity to catalyze transfer of a methyl group from SAM to Met, thereby forming SMM. This may, for example, be undertaken as described in Example 4 hereinafter. Preferably, the amino acid sequence of a mutated MMT is obtained by determining the translated sequence of the corresponding, isolated barley cDNA. This may be done essentially as described in Example 8 hereinafter. Alternatively, the mutated MMT of a barley plant of the invention is obtained by heterologous expression in a bacterial cell culture as described in Example 11 and Example 12 hereinafter, followed by verifying that the recombinant protein is inactive as an MMT enzyme.

[0067] The total loss of functional MMT may be realized by the lack of MMT protein. Lack of MMT protein will lead to loss of MMT function. Thus, the barley plant may comprise no, or only very little, preferably no detectable MMT protein. The presence or absence of MMT protein may be detected by any suitable means known to the person skilled in the art. However, the protein(s) is preferably analyzed by techniques wherein MMT protein is detected by specific antibodies that recognize MMT. Said techniques may, for example, be western blotting or enzyme-linked immunosorbent assay, and said specific antibodies may be monoclonal or polyclonal. Preferably, however, said antibodies are polyclonals that recognize several different epitopes within the MMT protein. This may also be detected indirectly, for example, by methods for MMT activity determination. Thus, in one preferred embodiment of the invention, a barley plant is said to carry a mutation in the gene encoding MMT, thus causing a total loss of MMT activity, when no MMT protein is detectable in said plant. In particular, this is the case when no MMT protein with an approximate mass of 120 kD, $\pm 10\%$, is detectable in said barley plant - preferably in kernels of said barley plant, as analyzed by western blotting.

[0068] The total loss of functional MMT may also be a result of no or very little, preferably no, transcription of an MMT mRNA. The skilled person will acknowledge that the absence of an MMT transcript also will result in the absence of MMT protein.

[0069] Preferably, however, the total loss of functional MMT is a result of expression of an aberrant MMT transcript. Said transcript may preferably be caused by an aberrant splicing event of the primary transcript, for example, due to a mutation in a splice site. Expression of transcripts encoding MMT may, for instance, be detected by Northern blotting, or by RT-PCR methods.

[0070] The total loss of functional MMT in the barley plants of the present invention is caused by one or more mutations. Thus, the barley plants of the present invention, in general, carry at least one mutation in the MMT gene. Said mutation(s) may be in regulatory regions, for instance within the promoter, or introns, or said mutation(s) may be in the protein coding region. Thus, the loss of functional MMT may also be detected by analyzing for mutations in the gene encoding MMT. Mutations in the MMT-encoding gene may, for example, be detected by sequencing said gene, followed by comparing it to the wild-type sequence, preferably the wild-type sequence of cv. Prestige given herein as SEQ ID NO:3, or that of cv. Sebastian (SEQ ID NO:16). Preferably, after identifying a mutation, the loss of function is confirmed by testing for MMT activity, for instance as described in Example 2 or Example 4.

[0071] The term MMT protein is meant to cover the full length MMT protein of barley as set forth in SEQ ID NO:6, or a functional homolog thereof. In this context, a functional homolog is an MMT protein with the same level of MMT activity, $\pm 25\%$, as that of the MMT protein of barley as set forth in SEQ ID NO:6, wherein the MMT activity is determined as described in Example 2 or Example 4 hereinbelow.

[0072] The barley plant with loss of at least 90%, such as 95%, for example 99%, such as 99.5% MMT activity or with total loss of MMT activity may comprise a partly functional or preferably a non-functional, truncated form of MMT, such as an N-terminal or a C-terminal truncated form. A barley plant may comprise more than one truncated form of MMT, such as 2, or for example 3, or such as more than 3 different truncated forms of MMT, which may result from aberrantly spliced transcripts. Said truncated forms comprise only an N-terminal fragment of MMT. In addition to the N-terminal fragment of wild-type MMT, said truncated forms of MMT may comprise additional C-terminal sequences not found in wild-type MMT. Said additional C-terminal sequences may, for instance, be translated intron sequences, such as those comprised in the mutant mRNA due to aberrant splicing. Preferably, said truncated MMT forms comprise at the most the 500, more preferably at the most the 450, even more preferably at the most the 400, yet more preferably at the most the 350, even more preferably at the most the 320, yet more preferably at the most 311, or at the most 288 N-terminal amino acid residues of SEQ ID NO:6. This is in particular the case when said barley plant has a total loss of MMT activity.

However, the MMT may also comprise less, such as no more than 300, for example no more than 250, such as no more than 200, for example at the most the 150, for example no more than 147, or no more than 133 N-terminal amino acids of SEQ ID NO:6.

5 **[0073]** In one very preferred embodiment, the truncated MMT form may consist of amino acids 1-311 or amino acids 1-288 of SEQ ID NO:6 and optionally additional C-terminal sequences not present in wild-type MMT. Preferably, said additional C-terminal sequences consist of at the most 50, more preferably at the most 30, even more preferably at the most 10, yet more preferably of at the most 4, or at the most 1 amino acid. In a very preferred embodiment, the truncated form of MMT may be the protein according to SEQ ID NO:11, or SEQ ID NO:13, or SEQ ID NO:15. None of the proteins of SEQ ID NO:11, or SEQ ID NO:13, or SEQ ID NO:15 are functional MMT enzymes.

10 **[0074]** In another very preferred embodiment, the truncated MMT form may consist of amino acids 1-147, or of amino acids 1-133, of SEQ ID NO:18, and optionally additional C-terminal sequences not present in wild-type MMT. Preferably, said additional C-terminal sequences consist of at the most 50, more preferably at the most 40, even more preferably at the most 39, or at the most 33, or at the most 30 amino acids. In a very preferred embodiment, the truncated form of MMT may be the protein according to SEQ ID NO:22, or SEQ ID NO:24, or SEQ ID NO:26. None of the proteins of SEQ ID NO:22, or SEQ ID NO:24, or SEQ ID NO:26 are functional MMT enzymes.

15 **[0075]** Above-mentioned truncated forms of MMT may for example be present in a barley plant carrying a mutation in the gene encoding MMT, wherein said mutation introduces a premature stop codon resulting in a gene encoding above-mentioned truncated forms of MMT.

20 **[0076]** In a preferred embodiment, the barley plant comprises a gene that is transcribed into mRNA, which comprises some, but not all, of the wild-type MMT gene spliced together without intervention (the intron-exon structure of the wild-type MMT gene of barley is shown in FIG. 9). In one embodiment, it is accordingly preferred that the MMT mRNA of the barley plant according to the invention comprises at the most exons 1, 2, 3, 4, and 5 spliced together without intervention, or for example at the most exons 1 and 2 spliced together without intervention. In addition to said spliced-together exons, the MMT mRNAs of the barley plant according to the invention may comprise additional 3' terminal sequences derived from wild-type introns and/or exons, wherein introns separate exons sequences. Preferred examples of aberrant MMT mRNA of barley plants according to the invention - as determined by RT-PCR and accordingly with fragment lengths in bp - are illustrated in FIG. 12 and FIG. 16. More preferably, the aberrant mRNAs of barley plants according to the invention are those illustrated in FIG. 12, further comprising exons 1 and 2 at the 5' end, or the mRNAs illustrated in FIG. 16, further comprising exon 1 at the 5' end.

25 **[0077]** In a very preferred embodiment of the present invention, the barley plant carrying a mutation in the gene for MMT comprises a mutation in a splice site within the MMT gene, which results in aberrantly spliced mRNA. More preferably, said mutation is positioned in an intron of the MMT gene, even more preferably in the 5' splice site of an intron, such as in the 5' splice site on intron 1 (the intron separating exons 1 and 2), such as in the 5' splice site on intron 2 (the intron separating exons 2 and 3), such as in the 5' splice site on intron 3 (the intron separating exons 3 and 4), such as in the 5' splice site on intron 4 (the intron separating exons 4 and 5), such as in the 5' splice site on intron 5 (the intron separating exons 5 and 6), such as in the 5' splice site on intron 6 (the intron separating exons 6 and 7), most preferably in the 5' splice site on intron 2 or intron 5.

30 **[0078]** It is preferred that said mutation is a G→A mutation of the terminal 5' base of the aforementioned introns. Thus, a very preferred mutation is a G→A mutation of the terminal 5' base of intron 2, or a G→A mutation of the most 5' base of intron 5.

35 **[0079]** The barley plant may be prepared by any suitable method known to the person skilled in the art, preferably by the method outlined herein below in the section "Preparing barley plants with a total loss of functional MMT".

40 **[0080]** In one embodiment, it is preferred that the barley plants with total loss of MMT activity, according to the present invention, have physiological and developmental grain and plant characteristics comparable to wild-type barley. Here, it is hence preferred that the null-MMT barley plant is similar to wild-type barley with respect to agriculturally important characteristics, such as plant height, number of tillers per plant, onset of flowering and/or number of grains per spike.

45 **[0081]** In a very preferred embodiment, the gene encoding MMT of the barley plant has the sequence as set out in SEQ ID NO:8. Thus, it is preferred that the barley plant according to the invention carries a G→A mutation of base no. 3076 of SEQ ID NO:3 (wherein SEQ ID NO:3 is the wild-type genomic sequence for MMT of barley, cv. Prestige).

50 **[0082]** One preferred example of a barley plant having total loss of MMT activity is the barley plant deposited on 13 October 2008 with American Type Culture Collection (ATCC), Patent Depository, 10801 University Blvd., Manassas, VA 20110, United States and referred to as "Barley, *Hordeum vulgare*; Line 8063". Thus, the barley plant may be barley Line 8063 deposited with ATCC 13 October 2008 (ATCC Patent Deposit Designation: PTA-9543), or any progeny barley plant thereof, wherein the gene encoding MMT of the barley plant has the sequence as set out in SEQ ID NO:8.

55 **[0083]** In a very preferred embodiment, the gene encoding MMT of the barley plant has the sequence as set out in SEQ ID NO:19. Thus, it is preferred that the barley plant according to the invention carries a G→A mutation at base no. 1462 of SEQ ID NO:16 (wherein SEQ ID NO:16 is the wild-type genomic sequence for MMT of barley, cv. Sebastian).

Preparing barley plants with a total loss of functional MMT

[0084] The barley plant with total loss of functional MMT may be prepared by any suitable method known to the person skilled in the art. Preferably, the barley plant of the invention is prepared by a method comprising the steps of mutagenizing barley plants - or parts thereof, for example, barley kernels - followed by screening and selecting barley plants for individuals with total loss of MMT activity. Interestingly, the present invention relates, in one aspect, to a new and very efficient screening method to allow for identification of said barley plants.

[0085] Accordingly, the specification provides methods of preparing a barley plant that carries a mutation in the gene for MMT, which causes a total loss of MMT activity. Said methods comprise the steps of:

- (i) Mutagenizing barley plants, and/or barley cells, and/or barley tissue, and/or barley kernels, and/or barley embryos, thereby obtaining generation M0 barley; and
- (ii) Propagating (e.g. breeding) said mutagenized barley plants, kernels, and/or embryos for ≥ 2 generations, thereby obtaining barley plants of generation Mx, wherein x is an integer ≥ 2 ; and
- (iii) Obtaining a sample of said Mx barley plants; and
- (iv) Determining the level of SMM in said sample; and
- (v) Selecting plants wherein the sample comprises less than 10 ppb SMM, preferably less than 5 ppb SMM, more preferably no detectable SMM; and
- (vi) Sequencing at least part of the MMT gene; and
- (vii) Selecting plants carrying a mutation in the MMT gene;

thereby obtaining a barley plant, which carries a mutation in the MMT gene that causes a total loss of functional MMT.

[0086] Step (i) in the above list may involve mutagenizing living barley material selected from the group consisting of barley plants, barley cells, barley tissue, barley kernels and barley embryos, preferably selected from the group consisting of barley plants, barley kernels and barley embryos, more preferably barley kernels. Mutagenesis may be performed by any suitable method. In one embodiment, mutagenesis is performed by incubating a barley plant or a part thereof - for instance barley kernels or individual cells from barley - with a mutagenizing agent. Such agents are known to the person skilled in the art, and may, for example, be selected from the group consisting of sodium azide (NaN_3), ethyl methanesulfonate (EMS), azidoglycerol (AG), methyl nitrosourea (MNU), and maleic hydrazide (MH).

[0087] In another embodiment, mutagenesis is performed by irradiating, for example by ultraviolet light, a barley plant, or a part thereof, such as the kernel. In preferred embodiments of the invention, the mutagenesis is performed according to any of the methods outlined herein below in the section "Chemical mutagenesis". A non-limiting example of a suitable mutagenesis protocol is given in Example 1 of U.S. Patent No. 7,420,105 to Breddam, K. et al., as well as in Example 2 herein below.

[0088] It is preferred that mutagenesis is performed in a manner such that the expected frequency of desired mutants is at least 0.5, such as in the range of 0.5 to 5, for example in the range of 0.9 to 2.3 per 10,000 grains, when screening barley of generation M3.

[0089] In a preferred embodiment, barley kernels are mutagenized. These are designated generation M0 (see also FIG. 7).

[0090] Subsequent to mutagenesis, barley plants, or parts thereof, with no detectable MMT activity are selected. Preferably, selection comprises obtaining a sample from a barley plant, preferably from a germinating barley plant, even more preferably from a barley plant, which has germinated for 4 d. It is preferred that the sample is from a coleoptile and/or a primary leaf, preferably from a leaf. Thus, the sample may, for example, be in the range of 1 cm to 3 cm leaf tissue.

[0091] The sample may be extracted and analyzed following a newly developed multistep protocol, as described herein, involving the successive use of different solvents and binding materials. In general, the sample may be extracted, for example with a solvent or a mixture of solvents, preferably water and/or organic solvents. The organic solvent may, for example, be an alcohol, preferably methanol - or the organic solvent may for example be an alkyl-halide, preferably chloroform. In one preferred embodiment, the solvent is a mixture of water, methanol, and chloroform. Said extraction may advantageously be performed while mixing, for example, using a shaker or a mixer. A solid support may be added to the solvent/sample mixture - for instance a bead, such as a glass bead.

[0092] In a preferred embodiment, the aforementioned leaf sample is taken from generation Mx kernels, wherein x is an integer ≥ 2 , preferably in the range of 2 to 10, more preferably in the range of 3 to 8. In a very preferred embodiment, the level of SMM is determined in M3-germinated plants, or in samples thereof (such as leaves). In said embodiment, it is preferred that mutagenized barley kernels of generation M0 are grown to obtain barley plants, which subsequently are crossed to obtain kernels of generation M1. The procedure is repeated until kernels of generation M3 are available (cf. FIG. 7).

[0093] Determination of the SMM level is preferably based on the novel procedure described below. Interestingly, this method allows for high-throughput screenings, rendering it feasible to identify barley plants characterized by a total loss

of functional MMT.

[0094] In general terms, the method preferably involves reacting the sample, or preferably an extract of said sample, prepared as described above, with a compound capable of binding SMM. It was found that the OPA reagent (Sigma, cat.no. P7914; cf. FIG. 2), hereinafter just referred to as OPA, is particularly useful for determining SMM levels. OPA reacts, amongst others, with SMM to form the molecule referred to as SMM-OPA (cf. FIG. 2). The reaction preferably involves incubating OPA with an extract of the sample prepared as described above. In addition, it is preferred that 3-mercapto-propionic acid is added to the reaction mixture. The mixture is preferably kept at alkaline pH, preferably in the range pH 8 to pH 11, more preferably in the range pH 9 to pH 11, even more preferably in the range pH 9.5 to pH 10.5, such as at pH 10. Incubation is preferably performed at a temperature in the range of 0°C to 10°C, preferably in the range of 1°C to 8°C, even more preferably in the range of 2°C to 6°C, yet more preferably in the range of 3°C to 5°C, such as at 4°C. Incubation time is preferably ≥ 10 min.

[0095] Based on the observation that SMM-OPA absorbs and emits light of 340 nm and 450 nm, respectively, its detection was possible by using fluorescence spectroscopy. The initial process of detection preferably involves extract separation over a column, preferably on a 30x2 mm Gemini 3 μ C18 column (Phenomenex, cat.no. 00A-4439-80; Phenomenex, 2006), followed by fluorescence detection using a high-throughput liquid chromatography system, preferably an Ultra Performance Liquid Chromatography (UPLC system, Waters), designed to identify and measure the fluorescent level of molecules having excitation at 340 nm and emission at 450 nm. When using this method, "no detectable SMM" means the absence of detectable compounds that co-elute with SMM. In this context, a small "shoulder" on a chromatogram peak is considered an artifact peak. A small shoulder on the right hand side of the Asn/Ser peak, cf. FIG. 3, is accordingly not considered to represent a SMM peak. Thus, by way of example, the upper two chromatograms as shown in FIG. 3B are considered to depict "no detectable SMM", whereas the lower chromatogram in said figure represents the separation of a sample comprising SMM.

[0096] Detection of SMM may preferably be done as described in Example 2. A preferred method for selecting barley plants according to the invention is described hereinafter in Example 2. germinating barley plant, even more preferably from a barley plant, which has germinated for 4 d It is notable that the above-mentioned screening method is particularly useful. First of all the analytical method is novel. Furthermore, it is a significant advantage of the above method that it is established for determination of SMM levels in germinating barley plants, such as leaves of germinating barley plants. The timing of sampling from the germinating barley makes an unexpectedly clean preparation for UPLC-based detection of SMM. Other samples, for example, wort samples of similar grains as described above are too complex in composition, and can generally not be utilized in the mentioned chromatography method for determination of SMM levels.

[0097] Subsequent to the identification of a barley plant having less than 10 ppb SMM, preferably no detectable SMM, the corresponding MMT gene, or part thereof, is typically sequenced to determine whether the barley plant in question can be classified as having a mutation in the MMT gene. Barley plants characterized by having no detectable SMM, and wherein one or more bases of the MMT-encoding gene are different as compared with the wild-type sequence, are then selected. In this context, the wild-type sequence is preferably the sequence found in the corresponding wild-type barley cultivar, preferably the sequence given herein as SEQ ID NO:3. Preferred mutations are described hereinabove.

[0098] Selected barley mutants may be further propagated, and plants of subsequent generations re-screened for SMM content. After selection of useful barley plants, these may be included in breeding programs utilizing those conventional methods that are described hereinbelow in the section "Plant breeding".

Plant products

[0099] The present specification in one aspect relates to beverages or other plant products with low levels of DMS, prepared from barley plants, or part thereof, carrying a mutation in the gene for MMT, causing a total loss of MMT function. Interestingly, such plant products, in general, comprise very low levels of DMS. Furthermore, such plant products in general also comprise very low levels of SMM, and preferably also very low levels of DMSO. Without being bound by theory, applicants recognize that the absence of barley and malt-derived SMM results in very low levels of DMS in beverages, and also in other plant products prepared from said barley characterized by loss of a functional MMT enzyme. Examples of useful plant products, such as beverages, prepared from barley plants having total loss of MMT activity, are described hereinafter.

[0100] It is preferred that said beverages, or said plant products, contain:

- (i) Less than 30%, preferably less than 20%, more preferably less than 15%, even more preferably less than 10% DMS; and/or
- (ii) Less than 30%, preferably less than 20%, more preferably less than 15%, even more preferably less than 10%, such as less than 5%, for example less than 2% SMM;

of the DMS and SMM content, respectively, of a similar beverage or plant product prepared from wild-type barley plants.

[0101] It is even more preferred that said beverages, or said plant products, contain:

(i) Less than 30 ppb, preferably less than 25 ppb, more preferably less than 20 ppb, even more preferably less than 15 ppb, yet more preferably less than 10 ppb, even more preferably less than 5 ppb, yet more preferably no detectable DMS; and/or

(ii) Less than 50 ppb, preferably less than 40 ppb, more preferably less than 30 ppb, even more preferably less than 20 ppb, yet more preferably less than 10 ppb, even more preferably less than 5 ppb, even more preferably no detectable SMM.

[0102] In addition, it is preferred that the plant product comprises less than 30%, preferably less than 20%, more preferably less than 15%, even more preferably less than 10% of the DMSO content of a similar beverage or plant product prepared from wild-type barley plants.

[0103] The plant product may, in one aspect, be barley kernels carrying a mutation resulting in a total loss of functional MMT. The plant product may also be compositions comprising said kernels and compositions prepared from said kernels, as well as other plant products prepared from said kernels.

[0104] In one aspect, the plant product according to the invention is a malt composition prepared by malting kernels of barley plants that carry a mutation in the gene encoding MMT, causing total loss of MMT activity. By the term "malting" is to be understood germination of steeped barley kernels, taking place under controlled environmental conditions (for example as illustrated in FIG. 8).

[0105] Malting is a process of controlled steeping and germination, followed by drying (preferably kiln drying) of the barley grain. Prior to drying, the steeped and germinated barley grains are referred to as "green malt", which may also be a plant product according to the present invention. This sequence of events is important for the synthesis of numerous enzymes that cause grain modification in processes that principally serve to depolymerize the dead endosperm cell walls and mobilize grain nutrients. In the drying process, flavor and color (for example brown color) are produced as a consequence of chemical reactions. Although the primary use of malt is for beverage production, it can also be utilized in other industrial processes, for example as an enzyme source in the baking industry, or as a flavoring and coloring agent in the food industry, such as malt or as a malt flour, or indirectly as a malt syrup, etc.

[0106] In one aspect, the present invention relates to methods of producing said malt composition. The methods preferably comprise the steps of:

- (i) Providing barley kernels from a barley plant carrying a mutation in the gene encoding MMT, causing total loss of MMT activity;
- (ii) Steeping said kernels;
- (iii) Germinating the steeped kernels under predetermined conditions;
- (iv) Drying said germinated kernels;

thereby producing a malt composition with a low level of SMM and/or DMS. For example, the malt may be produced by any of the methods described by Briggs et al. (1981) and Hough et al. (1982).

[0107] However, any other suitable method for producing malt may also be used with the present invention, such as methods for production of specialty malts, including, but not limited to, methods of roasting the malt.

[0108] Interestingly, DMS is a rather volatile compound with a boiling point of 37°C-38°C (Imashuku, supra), and during malt production, for example during kiln drying, the composition is generally subjected to heat, such that substantial amounts of DMS evaporate away. However, during cooling of a normal malt composition, more DMS may be generated from DMS precursors (DMSP). One major advantage of the present invention is that no, or only very little, DMS is generated in the malt composition (cf. Example 6; FIG. 5A).

[0109] Methods for reducing DMS concentration in malt have been described. Many of these methods rely on heat treatment of malt. Said heat treatment may simply be heating of malt, for example during kiln drying, to volatilize free DMS by application of steam. Thus, steam treatment of malt may reduce the levels of free DMS in malt. However, these methods mainly reduce the level of free DMS in malt, but only affect the level of SMM to a lesser degree. As noted above, it is preferred that the plant products of the invention, such as malt compositions comprise low levels of both DMS and SMM. In one embodiment of the invention, the malt compositions of the invention have only been subjected to limited treatment involving volatilizing and removing free DMS by steam, or alternatively have not been subjected to treatment involving volatilizing and removing free DMS using steam during kiln drying.

[0110] In one embodiment it is preferred that the malt according to the invention has not been treated with a bromate salt, such as potassium bromate or calcium bromate.

[0111] Malt may be further processed, for example, by milling thereby obtaining milled malt. Thus, the plant product according to the invention may be any kind of malt, such as unprocessed malt, or milled malt, or flour thereof. Milled malt, and flour thereof, comprise chemical components of the malt, including dead cells that lack the capacity to re-

germinate.

[0112] The malt compositions preferably comprise at the most 3, preferably at the most 2, more preferably at the most 1, even more preferably at the most 0.5, such as at the most 0.2 $\mu\text{g/g}$ free DMS. In addition, it is preferred that the malt compositions of the invention preferably comprises at the most 2, preferably at the most 1, more preferably at the most 0.5 $\mu\text{g/g}$ SMM.

[0113] In a preferred aspect the invention provides malt compositions that comprise at the most 200, preferably at the most 150, more preferably at the most 100, even more preferably at the most 50, such as at the most 25 ppb free DMS. In addition, it is preferred that the malt compositions of the invention preferably comprise at the most 1000, preferably at the most 500, more preferably at the most 250, even more preferably at the most 100 ppb, yet more preferably at the most 50 ppb SMM. It is also preferred that the malt compositions of the invention comprise at the most 1000, preferably at the most 500, more preferably at the most 100 ppb, yet more preferably at the most 50 ppb DMSP.

[0114] In another aspect the specification relates to green malt compositions comprising at the most 5000, more preferably at the most 2500, yet more preferably at the most 1000, even more preferably at the most 500, yet more preferably at the most 250, for example at the most 150 ppb DMSP. It is also preferred that said green malt compositions comprises at the most 200, preferably at the most 150, more preferably at the most 100, even more preferably at the most 50, such as at the most 25 ppb free DMS.

[0115] In another aspect, the plant products are syrups, such as a barley syrup or a barley malt syrup. The plant product may also be an extract of barley or malt.

[0116] In another aspect, the plant products are wort compositions prepared from malt compositions derived from barley kernels that carry a mutation in the gene for MMT, causing total loss of MMT activity (cf. Example 6; FIG. 5B). Said worts may be prepared from null-MMT kernels only, or mixtures comprising other kernels as well. The invention relates to wort compositions prepared using null-MMT barley, or parts thereof, alone or mixed with other components. Said wort compositions may be first, and/or second, and/or further worts. The wort compositions may be sweet wort, boiled wort, or a mixture thereof. In general, a wort composition contains a high level of amino nitrogen and fermentable carbohydrates, the latter mainly being maltose. In FIG. 8 is illustrated the common method for preparation of wort from malt. In general, wort is prepared by incubating malt with water in a mashing process. During mashing, the malt/water composition may be supplemented with additional carbohydrate-rich compositions, for example barley, maize, or rice adjuncts. Unmalted cereal adjuncts are generally known to contain very low levels of enzymes, making supplementation with malt or exogenous enzymes necessary for sugar conversion and/or extract generation, including generation of free amino nitrogen.

[0117] In one embodiment, the plant product may be unmalted barley, which for example, may be useful as adjunct during mashing.

[0118] In general, the first step in the wort production process is the milling of malt such that water may gain access to grain particles in the mashing phase - which may be considered an extension of the malting process with enzymatic depolymerization of substrates. During mashing, milled malt is incubated with liquid, such as water. The incubation temperature is either kept constant (isothermal mashing), or gradually increased. In a preferred embodiment, the initial mashing temperature does not exceed 70°C, preferably does not exceed 69°C, thus for example the initial mashing temperature may be in the range of 50°C to 69°C, such as in the range of 55°C to 69°C, for example in the range of 55°C to 65°C. If the initial mashing temperature is too high, it will affect the enzymatic activity in the mash and may reduce, or even abolish, desirable enzymatic activities, which will result in an altered quality of the wort. In either case, soluble substances produced in malting and mashing are liberated into said liquid fraction. A subsequent filtration confers separation of the wort liquid and residual solid particles, the latter denoted spent grains. Said wort may also be denoted "first wort" After filtration, a "second wort" may be obtained by sparging with hot water. Non-limiting examples of suitable procedures for preparation of wort are described by Briggs et al. (1981) and Hough et al. (1982).

[0119] First, second, and further worts may be combined, and subsequently subjected to boiling. The non-boiled wort, either a pure first wort or a combined wort, is also referred to as "sweet wort", while after boiling it may be referred to as "boiled wort". If the wort is to be used in production of beer, hops are frequently added prior to boiling.

[0120] The wort composition may also be prepared by incubating null-MMT barley plants, or parts thereof, such as unmalted null-MMT plants, or parts thereof, with one or more suitable enzymes, such as enzyme compositions, or enzyme mixture compositions, for example Ultraflo or Cereflo (Novozymes). The wort composition may also be prepared using a mixture of malt and unmalted barley plants, or parts thereof, or unmalted barley only, optionally adding one or more suitable enzymes during said preparation, in particular amylases, glucanases (preferably (1-4)- and/or (1-3,1-4)- β -glucanase), and/or xylanase (such as arabinoxylanase), and/or proteases, or enzyme mixtures comprising one or more of the aforementioned enzymes, e.g. adding the enzyme mixture Onda Pro (Novozymes).

[0121] Barley of the instant invention can be added to a malt mash and used as an adjunct. More specifically, barley of the invention can be used together with malt in any combination for mashing, with or without external brewing enzymes, such as, but not limited to the proportions of barley: malt = 100:0, or 75:25, or 50:50, or 25:75.

[0122] In traditional brewing methods, the wort is boiled for a long time, in general in the range of 60 min to 120 min,

one reason being that extended boiling reduces the amount of DMS, which is volatile. However, extended boiling is undesirable for a number of other reasons, for example because extended boiling requires pronounced energy supply. In addition, said boiling may lead to the generation of undesired Strecker aldehyde off-flavors. According to the present invention, wort with low levels of DMS can be produced from null-MMT barley even without extended boiling. Thus, the wort according to a preferred embodiment is boiled for at the most 45 min, even more preferably for at the most 30 min, for example for at the most 15 min. It is notable that even if a wort is extensively boiled, DMS may still be generated from DMSP over time. Interestingly, the wort according to the present invention maintains a low level of DMS, which is substantially lower than that obtained after boiling a normal wort.

[0123] In an additional embodiment, it is preferred that the wort is not subjected to carbon dioxide washing subsequent to boiling of wort and prior to fermentation.

[0124] Preferably, the wort compositions comprise less than 30 ppb, preferably less than 25 ppb, more preferably less than 20 ppb, even more preferably less than 15 ppb, yet more preferably less than 10 ppb, even more preferably less than 5 ppb, yet more preferably no detectable DMS - and/or less than 50 ppb, preferably less than 40 ppb, more preferably less than 30 ppb, even more preferably less than 20 ppb, yet more preferably less than 10 ppb, even more preferably less than 5 ppb, even more preferably no detectable SMM.

[0125] The plant products, or parts thereof, may also be food compositions, feed compositions, and fragrance raw material compositions that comprise barley plants carrying a mutation in the gene encoding MMT, causing total loss of MMT activity. Food compositions, for example, may be, but are not limited to, malted and unmalted barley kernels, barley flours, bread, porridge, cereal mixes comprising barley, health products, such as beverages comprising barley, barley syrups, and flaked, milled or extruded barley compositions. Feed compositions, for example, include compositions comprising barley kernels, and/or flours. Fragrance raw material compositions are described herein below.

[0126] The specification also relates to mixtures of the plant products described herein. For example, the invention in one aspect relates to a composition prepared by a mixture of:

- (i) A composition comprising a barley plant, or a part thereof, carrying a mutation in the gene encoding MMT, causing total loss of MMT activity; and
- (ii) A malt composition prepared from null-MMT kernels.

[0127] The present invention relates to beverages, more preferred to malt-derived beverages, even more preferred to alcoholic beverages, such as beer containing low levels of DMS and SMM, wherein said beverages are prepared using null-MMT barley or parts thereof.

[0128] Thus, the invention relates to beverages, more preferred to malt-derived beverages, even more preferred to alcoholic beverages, such as beer, said beverages or beer containing:

- (i) Less than 20 ppb, more preferably less than 15 ppb, yet more preferably less than 10 ppb, even more preferably less than 5 ppb, yet more preferably no detectable DMS; and
- (ii) Less than 20 ppb, yet more preferably less than 10 ppb, even more preferably less than 5 ppb, even more preferably no detectable SMM.

[0129] It is preferred that the beverage is prepared by fermentation of null-MMT barley - or parts thereof, or extracts thereof - for example by fermentation of wort produced using malt produced from null-MMT barley, alone or in combination with other ingredients.

[0130] However, in other embodiments, the beverage is a non-fermented beverage, for example wort, preferably wort prepared from null-MMT malt. It is also comprised within the present invention that said beverage may be prepared from unmalted barley plants or parts thereof, preferably from unmalted null-MMT barley plants or parts thereof.

[0131] The beverage may be a non-alcoholic beverage, such as non-alcoholic beer or others kinds of non-alcoholic beverages, such as non-alcoholic malt beverages, such as maltina.

[0132] Preferably, however, said beverage is prepared from a malt composition comprising null-MMT barley kernels. More preferably, said beverage is beer. This may be any kind of beer known to the person skilled in the art. In one embodiment, the beer is, for example, a lager beer. The beer is preferably brewed using a malt composition comprising germinated null-MMT barley. The malt composition may, however, also comprise other components, for example other germinated or ungerminated cereals, such as wild-type barley, wheat, and/or rye, or non-germinated raw materials that comprise sugars or compositions derived from malted or unmalted raw materials, including syrup compositions.

[0133] It is generally thought that DMS over time may be generated from DMSP including SMM. Thus, even if no or very little DMS initially is present in a beverage, then DMS may accumulate over time. However, it is an objective of the present invention to provide beverages that contain little, or no, DMS - even after storage.

[0134] Accordingly, an object is to provide barley plant-derived beverages, such as beer containing less than 30 ppb, preferably less than 25 ppb, more preferably less than 20 ppb, even more preferably less than 15 ppb, yet more preferably

less than 10 ppb, even more preferably less than 5 ppb, yet more preferably no detectable DSM after storage for at least 1 week, preferably at least 2 weeks, more preferably at least 3 weeks, even more preferably for at least 4 weeks, such as in the range of 1 month to 3 months, for example in the range of 3 months to 6 months, such as in the range of 6 months to 12 months, for example for more than one year. Storage is performed at a temperature in the range of 5°C to 40°C, such as in the range of 15°C to 40°C.

[0135] Furthermore, it is preferred that the beverages according to the invention are characterized by superior taste properties. In particular, it is preferred that the beverages according to the invention are characterized as being more aromatic and fragrant than a corresponding "normal" beer (cf. Example 7; FIG. 6). Without being bound by theory, the present invention provides the theory that the low levels, or even absence, of DMS and SMM cause the enhanced perception of aromatic and fragrant flavors.

[0136] Preferably, aromatic and fragrant flavors are determined by a professional taste panel. In embodiments where the beverage is beer, then the test panel preferably consists of professional beer tasters. Herein a "professional beer taste panel" is also referred to as a "trained taste panel", or a "specialist beer taste panel". Although there is good knowledge that DMS per se has a profound effect on the taste properties of beer, some taste panels may exhibit a tendency to generate inaccurate evaluations of multifaceted, sulfur-like flavors. The reason is simply that panelists remain inappropriately 'calibrated' as a consequence of differences in their flavor perception. This complex obstacle was solved, as described herein, by establishment of an extensively trained specialist panel of at least 9 beer tasters, who are skilled to critically evaluate the taste properties of esters, higher alcohols, sulfur components, and body of beer.

[0137] The taste panel should thus consist of at least 9 persons, preferably in the range of 9 to 20 persons, such as 9 to 12 persons, for example of 10 persons. Each taste panel member should preferably be extensively trained, in particular each member should be skilled to evaluate the taste properties of esters, higher alcohols, sulfur components and body of beer. Each taste panel member may then evaluate different flavor notes on a scale from 0 to 5. The flavor attributes are preferably selected from the group consisting of bitter intensity, bitter quality, body, balanced, freshness, drinkability, aromatic, estery, alcoholic/solvent, floral, hoppy, resinous, malty, grainy, caramel, burnt, phenolic, sulfury, acidity, and sweetness.

[0138] In using the above-mentioned approach, it is preferred that the beverages of the invention give a higher score for at least one, preferably at least two, even more preferably for at least 3, yet more preferably for at least 4, even more preferably for all aromatic/fragrant properties selected from the group consisting of aromatic, estery, alcoholic/solvent, floral, and hoppy as compared to a beverage with similar ethanol content, and prepared from a wild-type barley, preferably from cv. Power, when the ester/alcohol profiles of both beverages are adjusted to be similar, and the beverages are prepared in the same manner.

[0139] Furthermore, using the above-mentioned approach, it is preferred that the beverages of the invention have a higher score for at least one, preferably at least two, even more preferably for all of the three general properties selected from the group consisting of balanced, freshness, and drinkability as compared to a beverage with similar ethanol content, and prepared from a wild-type barley, preferably from cv. Power, when the ester/alcohol profiles of both beverages are adjusted to be similar.

[0140] Using the above-mentioned approach, it is preferred that the beverages of the invention have a score value of at least 0.1, more preferably at least 0.2 higher for freshness and/or estery as compared to a beverage with similar ethanol content, and prepared from a wild-type barley, preferably from cv. Power, when the ester profiles of both beverages are adjusted to be similar.

[0141] In the context of the instant application, the ester/alcohol profile is considered to be similar when the 12 compounds mentioned in Table 1 are adjusted to similar levels (see also Example 7), i.e. the beverages contain the same of amount, $\pm 20\%$, of the 12 compound mentioned in Table 1. The ethanol content is considered similar if it is the same, $\pm 20\%$, preferably the same, $\pm 10\%$.

[0142] Thus, it is preferred that the beverages of the invention, if adjusted to a content of the following 12 compounds of (cf. listing in Table 1 and Example 7):

- (i) Acetaldehyde 1.20 ppm $\pm 20\%$;
- (ii) Ethylformiate 0.24 ppm $\pm 20\%$;
- (iii) Ethylacetate 23.40 ppm $\pm 20\%$;
- (iv) Isobutylacetate 0.05 ppm $\pm 20\%$;
- (v) 1-Propanol 13.80 ppm $\pm 20\%$;
- (vi) Isobutanol 9.60 ppm $\pm 20\%$;
- (vii) Isoamylacetate 3.43 ppm $\pm 20\%$;
- (viii) 1-Butanol 0.23 ppm $\pm 20\%$;
- (ix) Isoamylalcohol 52.00 ppm $\pm 20\%$;
- (x) Ethylhexanoate 0.13 ppm $\pm 20\%$;
- (xi) n-Hexylacetate 0.01 ppm $\pm 20\%$;

EP 2 373 154 B1

(xii) Ethyloctanoate 0.33 ppm \pm 20%.

are characterized by having a score value of at least 1, preferably at least 2, more preferably at least 3, even more preferably at least 4, yet more preferably at least 5, even more preferably all of the following properties (when determined as described in Example 7):

- (i) "Balanced" (score of at least 2.5, preferably at least 2.7);
- (ii) "Freshness" (score of at least 2.5, preferably at least 2.7, more preferably at least 2.9, yet more preferably at least 3.1);
- (iii) "Drinkability" (score of at least 2.5, preferably at least 2.7, more preferably at least 2.9, yet more preferably at least 3.0);
- (iv) "Aromatic" (score of at least 2.5, preferably at least 2.7, more preferably at least 2.9);
- (v) "Estery" (score of at least 2.5, preferably at least 2.7, more preferably at least 2.9, yet more preferably at least 3.0);
- (vi) "Alcoholic/solvent" (score of at least 1.5);
- (vii) "Floral" (score of at least 1.7, preferably at least 1.9);
- (viii) "Hoppy" (score of at least 1.8);

more preferably the following properties (when determined as described in Example 7):

- (i) "Freshness" (score of at least 2.5, preferably at least 2.7, more preferably at least 2.9, yet more preferably at least 3.1);
- (ii) "Drinkability" (score of at least 2.5, preferably at least 2.7, more preferably at least 2.9, yet more preferably at least 3.0);
- (iii) "Aromatic" (score of at least 2.5, preferably at least 2.7, more preferably at least 2.9);
- (iv) "Estery" (score of at least 2.5, preferably at least 2.7, more preferably at least 2.9, yet more preferably at least 3.0).

[0143] Thus, it is preferred that the beverage according to invention has:

- (i) A "freshness" score of at least 2.5 on a scale of 0 to 5 when evaluated by a professional taste panel; and/or
- (ii) A "drinkability" score of at least 2.5 on a scale of 0 to 5 when evaluated by a professional taste panel; and/or
- (iii) An "aromatic flavor" score of at least 2.5 on a scale of 0 to 5 when evaluated by a professional taste panel; and/or
- (iv) An "estery flavor" score of at least 2.5 on a scale of 0 to 5 when evaluated by a professional taste panel;

provided that the ester/alcohol profile of the beverage is as indicated in Example 7, Table 1 in the column "null MMT" to which Mix 1 and Mix 2 are added.

[0144] In particular, the present specification discloses that the presence of DMS in a beverage may mask an estery taste. Accordingly, it is an objective to provide beverages that have a higher score for estery taste, wherein said taste is evaluated by a trained taste panel - preferably a trained taste panel of at least 9 members - in a comparison with a beverage prepared in the same manner, but comprising at least 100 ppb DMS, such as in the range of 100 to 200 ppb DMS, or in comparison with a beverage prepared in the same manner, but comprising at least 50 ppb DMS, such as in the range of 50 to 100 ppb. Said higher score for estery taste is preferably at least 0.5 points, preferably at least 0.7 points, for example at least 0.9 point higher, when the estery taste is determined on a scale from 0 to 5 as described above.

[0145] The specification also relates to methods of producing the above-mentioned beverages, preferably comprising the steps of:

- (i) Providing a malt composition comprising germinated null-MMT kernels;
- (ii) Processing said malt composition into a beverage;

thereby obtaining a beverage containing less than 30 ppb, preferably less than 25 ppb, more preferably less than 20 ppb, even more preferably less than 15 ppb, yet more preferably less than 10 ppb, even more preferably less than 5 ppb, yet more preferably no detectable DMS.

[0146] In one preferred embodiment, the beverage is beer. In this case, the processing step preferably comprises preparing wort from said malt composition, for example, by any of the methods described hereinabove, and fermenting said wort.

[0147] In general terms, alcoholic beverages - such as beer - may be manufactured from malted and/or unmalted barley grains. Malt, in addition to hops and yeast, contributes to beer flavor and color. Furthermore, malt functions as a source of fermentable sugar, and also as a source of enzymes. A schematic representation of a general process of beer production is shown in FIG. 8, while detailed descriptions on methods for malting and brewing can be found, for example,

in publications by Briggs et al. (1981) and Hough et al. (1982). Numerous, regularly updated methods for analyses of barley, malt, and beer products are available. These include, for example, but are not limited to American Association of Cereal Chemists (1995), American Society of Brewing Chemists (1992), European Brewery Convention (1998), and Institute of Brewing (1997). It is recognized that many specific procedures are employed for a given brewery, with the most significant variations relating to local consumer preferences. Any such method of producing beer may be used with the present invention.

[0148] The malt composition of the aforementioned beverages - including for example beer, malt drinks, or non-fermented wort - may, for example, be obtained by any of the methods described hereinabove. Wort may be prepared from said malt composition.

[0149] The first step of producing beer from wort preferably involves boiling said wort. During boiling, other ingredients may be added, such as cereal syrups or hops, wherein the latter component may provide the typical bitter and aromatic beer characteristics. Boiling of wort also causes aggregation between polyphenols and denatured proteins, which may precipitate during the subsequent phases of beer production. Also, boiling of wort may cause evaporation of volatile compounds, including DMS. However, as noted above, wort prepared from null-MMT barley contains little, or no, DMS, thus making it possible to reduce substantially the boiling time of such worts. After being cooled, the wort is transferred to fermentation tanks containing yeast, preferably brewer's yeast of the species *Saccharomyces carlsbergensis*. The wort will be fermented for any suitable time period, generally in the range of 1 to 100 d. During the several-day-long fermentation process, sugar is converted to alcohol and CO₂, concomitantly with the development of some flavor substances.

[0150] Subsequently, the beer may be further processed, for instance chilled. It may also be filtered and/or lagered - a process that develops a pleasant aroma and a less-yeasty flavor. Also additives may be added. Furthermore, CO₂ may be added. Finally, the beer may be pasteurized and filtered, before it is bottled or canned.

[0151] Various methods are available to determine whether a barley plant or a plant product is prepared from a barley plant carrying a mutation in the gene for MMT, causing a total loss of MMT function. Plant products will in general comprise at least some genomic DNA from the plant utilized for its production. Thus, malt will contain large amounts of genomic DNA, but even barley or malt extracts, such as wort, may comprise genomic DNA from said barley or malt. Also barley-based beverages, such as beer, may comprise genomic DNA from said plant. By analysis of DNA in a plant product, it may be established whether the plant from which the plant product is prepared carries a mutation in the gene for MMT, causing a total loss of MMT function. Said mutation could, for example, be any of the mutations in the MMT gene described hereinabove in the section "Loss of functional MMT enzyme". The genomic DNA may be analyzed by any useful method, such as sequencing or by amplication-based methods, including PCR-based methods. If a particular mutation in the gene for MMT is assumed, then polymorphism analysis may be employed, for example SNP analysis. Such analysis may be performed as described hereinafter in Examples 13 and 17. The skilled person will be able to adapt the specific SNP analysis described in these examples for use with other mutations or other starting material.

[0152] If the above-mentioned plant products only are prepared from barley plants carrying a mutation in the gene for MMT, causing a total loss of MMT function, then presence vs. absence of barley MMT mRNA and/or MMT protein may also be indicative of whether said plant product is prepared from null-MMT barley. Accordingly, examination of the plant product by western blot analysis, or other protein analysis, or by RT-PCR, or by Northern blot analysis, or by other mRNA analyses may be performed. Such analyses are in particular useful when the plant product is malt.

SMM and DMS

[0153] The amount of SMM and DMS in a plant product may be determined by any suitable method. SMM may be determined essentially as described hereinabove in the section "Preparing barley plants with a total loss of functional MMT", wherein is described determination of SMM levels in a barley sample. Thus, SMM may be determined by coupling it to a compound, such as OPA, and determining fluorescence, for example, by using a UPLC system. For a quantitative measurement, the chromatogram area corresponding to a SMM peak may be determined.

[0154] For a more precise measure, the amounts of both DMS and DMSP (such as SMM), the latter compound measured as DMS after activation, are preferably determined using high resolution capillary gas chromatography. Total DMS in samples of wort or beer are defined herein as the quantitative sum of free DMS and its precursor forms, denoted DMSP. Using this definition, the quantity of DMSP in a wort or beer sample can be determined as the difference between total DMS (measured in the boiled sample, preferably in a sample boiled at alkaline conditions for 1 hour), and free DMS (measured in the non-boiled sample). Example 6 details preferable ways to measure levels of total and free DMS.

Chemical mutagenesis

[0155] In order to generate barley plants carrying a mutation in the gene encoding MMT, causing total loss of MMT activity according to the present invention, a very large number of barley mutants can be prepared by any suitable

mutagenesis method, for example by the use of chemical mutagenesis of barley kernels - a method that is known to induce mutations at random. Mutagenesis of barley may be performed using any mutagenizing chemical. Preferably, however, it is performed by treating kernels with NaN_3 (cf. FIG. 7), letting the surviving kernels germinate, followed by analysis of off-spring plants. The plant generation growing from the mutagenized kernels, referred to as M0, contains heterozygote chimeras for any given mutation. Progeny plants collected after self-pollination are referred to as the M1 generation, in which a given mutation segregates into the corresponding heterozygotes and homozygotes.

[0156] Treating barley kernels with NaN_3 is not equivalent to treating a single barley cell, because the kernels after the treatment will contain some non-mutant cells and a variety of cells having DNA mutations. Mutations will be lost in cell lineages that do not lead to the germ line, meaning that the goal is to target the mutagen to the few cells that develop into reproductive tissues, which contribute to development of generation M1.

[0157] To assess the overall mutation efficiency, albino chimeras and albino plants may be counted in generations M0 and M1, respectively. Scoring mutant number as a function of surviving plants gives an estimate for the mutation efficiency, while scoring mutant number as a function of treated seeds provides the combined measure of both mutation efficiency and kernel kill.

[0158] It is notable that cells have quality assurance mechanisms at virtually every step of gene expression, possibly to moderate the effects of damaging mutations. One well-studied example in eukaryotes is nonsense-mediated mRNA decay, denoted NMD, which prevents the synthesis of potentially deleterious, prematurely truncated proteins (Maquat and Carmichael, 2001; Wu et al., 2007). In NMD, a termination codon is identified as premature by its position relative to downstream destabilizing elements. Mutations that generate premature termination (nonsense) codons, denoted PTCs, sometimes increase the levels of alternatively spliced transcripts that skip the offending mutations, thereby potentially saving protein function (Mendell and Dietz, 2001).

Plant breeding

[0159] Crop development can be seen as a lengthy process that begins with the introduction of a new trait. From the perspective of a plant breeder, this step often may result in a plant that has a less desirable overall profile of agronomic traits than do current commercial varieties. In one preferred embodiment, the objective is accordingly to provide agronomically useful barley plants that carry a mutation in the gene for MMT, causing total loss of functional MMT.

[0160] In addition to the null-MMT trait, there are other factors which also may be considered in the art of generating a commercial malting barley variety, including, but not limited to kernel yield, kernel size, and parameters that relate to malting performance or brewing performance. Since many - if not all - of such traits are under genetic control, the present invention also provides modern, homozygous, high-yielding barley cultivars which may be prepared from crosses with the null-MMT barley plants. Kernels of such barley plants provide a new raw material without functional MMT enzyme. The skilled barley breeder will be able to cross the null-MMT barley plant of the invention with other barley plants, and subsequently select and develop off-springs having traits which result in superior cultivars. Alternatively, the barley breeder may utilize plants of the present invention for further mutagenesis to generate new cultivars derived from null-MMT barley.

[0161] The barley plants according to the present invention may be utilized in breeding efforts according to any suitable scheme.

[0162] Another objective of the present specification is to provide agronomically elite barley plants that comprise the null-MMT trait. Accordingly, the instant specification also is directed to methods for producing a new null-MMT barley plant by crossing a first parental barley plant with a second parental barley plant, wherein the first or second plant is a null-MMT barley. Additionally, both first and second parental barley plants represent a null-MMT barley variety. Thus, any such of the following methods using the null-MMT barley variety are part of this specification: selfing, backcrossing, crossing to populations, and the like. The null-MMT barley can also be used for genetic transformation in such cases where exogenous DNA is introduced and expressed in the null-MMT plant or plant tissue.

[0163] Backcrossing methods can be used with the present specification to introduce the null-MMT trait of a mutated barley plant into another variety, for example, into another cultivar, such as into cv. Scarlett or cv. Jersey - both of which are contemporary, high-yielding malting barley cultivars. In a standard backcross protocol, the original variety of interest, i.e. the recurrent parental plant of interest, is crossed to a second variety (i.e. non-recurrent parental plant), carrying the single gene of interest to be transferred. The resulting null-MMT progeny plants from this cross are subsequently crossed to the recurrent parent, with the process being repeated until a barley plant is obtained wherein essentially all of the characteristics specified by the recurrent parental plant are recovered in the generated plant, in addition to the transferred genetic set-up for the null-MMT trait of the non-recurrent parental plant. Eventually, the last-generated backcrossed plant is selfed to give pure, null-MMT breeding progeny plants.

[0164] Having a suitable recurrent parent is preferable in a successful backcrossing procedure, the goal of which includes introduction of the null-MMT trait into the original variety. To accomplish this, the genetic set-up of the recurrent variety is modified with that of the null-MMT trait from the non-recurrent parental plant, while retaining essentially all of

the genetic properties from the original variety. Although backcrossing methods are simplified when the genetic property being transferred is specified by a dominant allele, it is possible to backcross that of the recessive null-MMT trait.

[0165] A way to accelerate the process of plant breeding comprises initial multiplication of generated mutants by application of tissue culture and regeneration techniques. Thus, another aspect of the present specification is to provide cells, which - upon growth and differentiation - produce barley plants having the null-MMT trait. For example, breeding may involve traditional crossings, preparing fertile anther-derived plants or using microspore-culturing methods.

[0166] It is also an embodiment of the present specification to provide barley plants that not only carry a mutation in the gene encoding MMT, causing a total loss of MMT activity, but also one or more additional useful mutation(s). Such additional mutations may, for example, include mutations in the barley gene encoding lipoxygenase-1 (LOX-1), such as a mutation causing a lower level of LOX-1 activity (for example the mutant described in U.S. Patent No. 6,660,915 to Douma, A.C. et al.), or a mutation causing a complete loss of LOX-1 function, such as any of the mutants disclosed in U.S. Patent No. 7,420,105 or PCT patent application WO 2005/087934 to Breddam, K. et al., in particular mutants comprising a genomic sequence of the gene encoding LOX-1 according to SEQ ID NO:2 or SEQ ID NO:6 of U.S. Patent No. 7,420,105 to Breddam, K. et al.

[0167] null-LOX-1 malt, as described in the abovementioned patents and patent applications, could provide, by itself, a raw material for low-temperature kiln drying in the malting process of barley. A combined null-LOX-1-null-MMT double mutant would, however, be superior and highly useful in the brewing industry because both of the LOX-1 and MMT activities would be inactivated. Such barley plants may be obtained by crossing barley plants according to the present invention with those described in U.S. Patent No. 7,420,105 or PCT patent application WO 2005/087934 to Breddam, K. et al.

EXAMPLES

[0168] The examples herein illustrate the invention, and should not be considered as limiting for the invention.

[0169] Unless otherwise indicated, basic molecular biological techniques were performed for manipulating nucleic acids, proteins, and bacteria as described in Sambrook and Russel (2001).

Example 1

DMS masks the estery taste of beer

[0170] Characterization of sulfur-like flavor notes is generally considered difficult, even among general beer panel tasters. Often, the beer taste panelist uses the generic term "sulfury" rather than the more specialized sulfury notes - e.g. "mercaptan", "hydrogen sulfide" and "DMS" - to characterize a sulfury note.

[0171] Following establishment of a 9-taster-large panel, members were extensively trained in tracing the aroma of sulfur-containing components, surprisingly revealing that the addition of sulfur components strongly affect the perception of other aroma components, a property leading to lower scores for e.g. estery taste and body of beer.

[0172] In another set of experiments, DMS was chosen for training the panel. Beer samples, spiked with high concentrations of said sulfur-containing components, were presented to the panel, who were asked to taste and rank the characteristics "body", "estery", and "DMS", on a scale from 0 (absent) to 5 (extreme). Each series of tests included a standard, commercially available beer and two, for the panelists, unknown samples.

[0173] In **FIG. 1B** is illustrated the results of the average scores from a test series comprising beer samples spiked with ester and ester/DMS, respectively. The unexpected result was that addition of DMS, when combined with ester, affected negatively the perceived estery score compared to that obtained by spiking with ester only. Likewise, the beer body note was reduced. Not surprisingly, spiking with DMS enhanced the score for that property.

[0174] The above-mentioned results demonstrate that the specialized taste panel's ability to taste a single flavor component appears to be highly dependent on the 'flavor background' as determined by other aroma components.

[0175] The surprising finding from the taste tests, summarized in **FIG. 1B**, also provided basis for the present invention by providing beverages with low levels of DMS, and barley mutants useful for preparing such beverages, i.e. barley mutants lacking the capacity to synthesize SMM - such that utilization of the corresponding raw material in beverage production not only could enable for generation of products with less or no DMS, but also with promises in improvements for the estery note.

Example 2

Screening set-up, approach 1

[0176] Kernels collected from barley plants of cv. Prestige and cv. Sebastian were incubated separately with the

mutagen NaN_3 , following the experimental details provided by Kleinhofs et al. (1978). This procedure was chosen because of its known potential for inducing point mutations in the barley genomic DNA.

[0177] In the experiments, mutated grains of generation M1 were propagated in field plots through two subsequent generations, eventually yielding a high proportion of homozygous plants of generation M3 for screening purposes. Mutated grains of generation M3 were expected to contain gene mutations at a frequency of 0.9-2.3 per 10,000 grains (Kleinhofs et al., supra). It is notable that M2 grains were not screened.

[0178] Interestingly, the present specification describes a rapid high-throughput screening procedure for detection of M3 mutant barley grains lacking MMT activity, providing lack of detectable SMM synthesis during malting. Thus, applicants found that SMM mainly accumulated in the coleoptile and primary leaf of germinating barley, and that detection of SMM can be performed by extracting amino acids from crushed leaf tissue of 4-d-old germinated grains, followed by reacting the extracted amino acids with OPA to form highly fluorescent products (cf. FIG. 2).

[0179] In practical terms, each assay was performed by germinating - in a closed plastic box with one piece of Whatman #1 filter paper (296×20.9 mm) - two grains from each of 94 potential mutants and two wild-type plants. The assay was repeated for multiple, potential mutant grains (see below). At the beginning of germination, 25 mL of tap water was added to said plastic box, followed by additional 15 mL of tap water at 2 d of germination. After 4 d of germination, 1-3 cm of leaf tissues were transferred to storage plates (ABgene), in which each of the 96 1.2-mL wells contained a 5-mm-diameter glass bead and 500 μL of a 12:5:6 (v/v/v) mixture of water:methanol:chloro-form. The plate was then shaken for 45 sec at a frequency of 30 Hz in an MM 300 laboratory mill (Retsch). Subsequently, the plate was transferred to a centrifuge (Rotanta 460R, Hettich), and spun at 4,000 rpm for 15 min at room temperature to precipitate insoluble material. 10 μL of the supernatant was transferred to a 96-well storage plate (Waters, cat no. 186002481), and mixed with 200 μL H_2O and 60 μL of a reaction solution containing a 15,000:45 (v/v) mixture of OPA reagent (Sigma, cat.no. P7914):3-mercaptopropionic acid (Aldrich, cat.no. M5801). The mixture was incubated at 4°C for at least 10 min to obtain a quantitative derivatization of sample amino acids with OPA. Using a Waters-based UPLC system equipped with a fluorescence detector, 2 μL of the derivatized mixture was separated on a 2.1×30-mm C18 Gemini column of 3- μm particles (Phenomenex, cat.no. 00A-4439-80), using gradient elution by mixing mobile phase A (a 40-mM NaH_2PO_4 buffer, adjusted to pH 7.8) and mobile phase B [a 45:45:10 (v:v:v) solution of acetonitrile:methanol:water as described (Phenomenex, 2006)]. Excitation of eluted OPA derivatives was at 340 nm, while light emission was measured at 450 nm. An example of a chromatogram is shown in FIG. 3A to illustrate the elution profile of aspartic acid (Asp), glutamic acid (Glu), asparagine (Asn), serine (Ser) and SMM. The latter compound was included, as the overall project aim was to identify a barley plant that lacked the capacity to synthesize SMM, i.e. a plant for which the corresponding chromatogram peak was very small or preferably absent.

Screening set-up, approach 2

[0180] In parallel with the above-described experiments in the instant example, attempts were carried out to establish a very fast screening method for the identification of barley seedlings lacking active MMT enzyme. Based on the fact that said seedlings can grow in the presence of 250 μM Na-selenite, provided that the plants contain active MMT to convert Na-selenite, a screen was designed to visually score for seedlings with reduced growth in the presence of said Na-selenite concentration. In practical terms, 22,704 spikes - each consisting of 20-30 kernels - of NaN_3 -mutagenized barley cv. Prestige, generation M3, were placed in plastic trays filled with standard Vermiculite growth medium supplemented with 250 μM Na-selenite. Kernels of the spikes were allowed to germinate and develop into ~15-cm-long seedlings. A total of 812 plants characterized by reduced growth, i.e. seedlings <15 cm in length, were transferred to fresh soil and allowed to develop further. However, none of said plants were found to have reduced MMT activity, as determined by comparison with wild-type levels of SMM. Accordingly, the above-described screening approach yielded no mutants, and was therefore terminated.

Example 3

Potential mutants

[0181] A total of 10,248 and 3,858 NaN_3 -mutated kernels of barley cv. Prestige and cv. Sebastian, respectively, were screened for SMM content (cf. approach 1 in Example 2), with the aim to identify those highly reduced in said content when compared with wild-type grains. Only 2 potential mutants of the M3 generation were identified, namely grains of sample no. 8,063 (derived from cv. Prestige, and hereinafter denoted Mutant 8063, a designation also used for grains of subsequent generations; FIG. 3B), and grains of sample no. 14,018 (derived from cv. Sebastian, and hereinafter denoted Mutant 14018, a designation also used for grains of subsequent generations; illustrated in FIG. 3B). Grains of each mutant were propagated to the M4 generation, then harvested, and eventually re-analyzed. The result verified that grains of Mutant 8063 and Mutant 14018 had extremely low SMM contents, possibly totally lacking SMM.

[0182] In a separate experiment, western blot analysis was used to verify that Mutant 8063 and Mutant 14018 lacked MMT enzyme. Grains of the mutants and the corresponding wild-type plants were germinated in the dark for 4 d on filter papers soaked in water. One grain of each sample was transferred to an Eppendorf tube containing 250 μ L H₂O, and homogenized by using a pistil. Following a 10-min-long centrifugation at 13,000 rpm, 15 μ L of the liquid extract was mixed with 5 μ L of a standard 4-fold concentrated SDS sample buffer. By using the same immuno-methodology as described in Example 12, and an aliquot of the same anti-MMT antibody detailed in said example, proteins of sample extracts of the aforementioned, germinated kernels were electrophoretically separated by size and applied to western blot analysis. The absence of a stained 120-kDa protein band, corresponding to MMT, was noted for the size-separated extracts of Mutant 8063 and Mutant 14018. However, a 120-kDa protein band was clearly visible in extracts of germinated wild-type kernels (FIG. 3C). Combining the results of the western analysis with the absence of SMM in extracts of Mutant 8063 and Mutant 14018, but presence of SMM in extracts of wild-type kernels (cf. FIG. 3B), substantiate that Mutant 8063 and Mutant 14018 represent null mutants with respect to the MMT trait.

Example 4

MMT activity measurements of Mutant 8063

[0183] The MMT enzyme catalyzes the transfer of a methyl group from SAM to Met, forming SMM (cf. FIG. 1B). Using [³H]SAM as a substrate, in which the methyl group is labeled with tritium, transfer of said methyl group can be monitored by scintillation counting after removal of the remaining [³H]SAM by activated charcoal. The latter compound binds the substrate, but not the newly synthesized, labeled product SMM (Pimenta et al., 1995). This allowed for determination of MMT activities and SMM contents, the latter determined as described in Example 2, in extracts of 15 shoots of each of Mutant 8063 and cv. Prestige (FIG. 4). Data examination verified that MMT catalyzed the formation of SMM in wild-type kernels, a property that was absent in grains of Mutant 8063.

Example 5

Pilot-scale malting and brewing of null-MMT kernels of Mutant 8063

[0184] Malting and brewing analyses with malt of Mutant 8063 and reference malt of cv. Power involved the following steps:

- (i) Germination, including steeping, to generate green malt, sometimes followed by kiln drying to obtain kilned malt;
- (ii) Wort preparation;
- (iii) Wort separation;
- (iv) Wort boiling;
- (v) Fermentation of wort with the yeast *Saccharomyces carlsbergensis*;
- (vi) Lagering of beer;
- (vii) Bright beer filtration; and
- (viii) Bottling of beer.

[0185] For both Mutant 8063 and cv. Power (reference sample), 30 kg malt was used for brewing. Malt samples were milled, and then tap water was added to 150 L for each sample. Mashing-in was performed at 60°C for 20 min, followed by a 5-min ramp to 65°C, at which temperature the incubation was continued for 55 min. The mash was then applied to a 15-min ramp to 78°C, concluding the mashing after a 5-min incubation.

[0186] Subsequent brewing operations included wort filtration, a 1-h-long boiling step, and separation in a whirlpool. A 7-d-long fermentation, lagering, and filling of the finished beer in green glass bottles were according to specifications for standard brewing practice, for instance as described by Briggs et al. (1981), and Hough et al. (1982). In total, 100 33-cL bottles were made with beer derived from malt of wild-type and mutant malt.

Example 6

DMS and DMSP levels in beer made of null-MMT malt

[0187] Beer was brewed from malts of null-MMT and cv. Power as described in Example 5. During the malting and brewing processes, levels of free DMS and DMSP were determined in green and kilned malt (FIG. 5A), as well as in the corresponding sweet and boiled worts, and also in the finished beers (FIG. 5B).

[0188] DMS and DMSP levels were determined essentially as described by Hysert et al. (1980), with sulfur-specific

detection using static headspace gas chromatography on a 350B Sulfur Chemiluminescence Detector (Sievers). Sampling was performed using an automated apparatus (HS-40 Automated Headspace Sampler, Perkin Elmer). Total levels of DMS, i.e. the sum of free DMS and DMSP in wort and extracts of green and kilned malt, were obtained by boiling the respective samples under alkaline conditions for 1 h. Samples were then subjected to headspace analysis for determination of DMS levels. As described previously, the difference between total DMS levels in the boiled samples, and free DMS in the corresponding un-boiled samples was defined to equal the amount of sample DMSP. The quantity of free DMS in beer was determined essentially as that in wort (Hysert et al., supra).

Example 7

Tasting beer brewed with null-MMT malt

[0189] Seeking to establish how a professional beer taste panel evaluates pilot-scale produced beer brewed with null-MMT malt, a profile tasting was performed on beers measured to contain 4 ppb DMS. As reference was utilized a normal beer of 76 ppb DMS, said beer produced using malt of cv. Power.

[0190] Prior to the taste analysis, the profiles of beer esters and higher alcohols were obtained by gas chromatography analysis. The beer of null-MMT malt had lower levels in 3 out of 12 analyzed compounds (Table 1). In the first taste test, Mix 1 - consisting of ethylacetate, isoamylacetate, and ethyloctanoate - was spiked into the beer brewed with null-MMT malt, to assure that the two lager beers had similar levels of those flavor-active compounds that contribute to a standard ester profile (cf. Table 1). The aim of the second test was to make a high-ester beer with enhanced flavor notes. Therefore, Mix 2 - consisting of isoamylacetate, ethylhexanoate, and ethyloctanoate - was spiked into beer of cv. Power malt (Table 1), while the beer of null-MMT malt was spiked with both Mix 1 and Mix 2.

[0191] The above-described beers were then tested by a 10-person-large trained beer taste panel, which evaluated 20 specific flavor attributes - each on a scale, or score, from 0 to 5 (FIG. 6).

[0192] As detailed in FIG. 6A for the high-ester beers, there was a notable effect on the perception of aromatic-fragrant flavors in the "very-low-DMS-beer" brewed on null-MMT malt, as compared to a standard beer spiked to the same level. Higher scores were noted for all of the aromatic-fragrant flavors assessed. Even in the beer of null-MMT malt, which was spiked to a normal ester profile (FIG. 6B), there was noted an enhanced perception of the aromatic-fragrant flavors, again showing that a low level of DMS confers a positive effect with respect to perception of aromatic beer compounds. An explanation on that phenomenon is simply that DMS in beer masks the taste of pleasant aromatic-fragrant flavors, which represent important factors when beverage freshness is assessed.

Table 1. Ester and alcohol analyses of beer.

Flavor compound	Concentration of flavor compound			
	Malt type		Added flavors	
	cv. Power	null-MMT	Mix 1	Mix 2
	<i>Ppm</i>			
Acetaldehyde	1.00	1.20		
Ethylformiate	0.26	*0.24		
Ethylacetate	23.40	19.40	4.00	
Isobutylacetate	0.06	0.05		
1-Propanol	13.80	13.80		
Isobutanol	9.00	9.60		
Isoamylacetate*	2.05	1.43	0.50	1.50
1-Butanol	0.21	0.23		
Isoamylalcohol**	59.00	52.00		
Ethylhexanoate	0.09	0.08		0.05
n-Hexylacetate	0.01	0.01		
Ethyloctanoate	0.20	0.13	0.07	0.13

* Sum of 2-methyl-butyl acetate and isoamylacetate concentrations.

** Sum of 2-methyl-1-butanol and isoamylalcohol concentrations.

Example 8

Sequence determination of the gene encoding MMT in barley, cv. Prestige

[0193] With the aim to establish the genomic diversity that underlies the difference in MMT activity between wild-type and mutant barley plants, a primary effort was to determine the DNA sequence that spans the start and stop codons of the corresponding barley gene. To establish the previously unknown genomic sequence of the barley MMT gene, a first step was to purify genomic DNA (gDNA) from leaves of 6-d-old barley seedlings, cv. Prestige, following the instructions provided by the supplier of the Plant DNA Isolation Kit (Roche, cat.no. 1667319).

[0194] Next, oligonucleotide primers were designed to bind to the cDNA sequence encoding MMT (GenBank accession no. AB028870; SEQ ID NO:1). Using barley gDNA as template, standard PCR amplifications were carried out with 6 different primer sets, the DNA sequences of which are listed in Table 2. Pairwise, the primers were found to anneal in exons 1 (including and downstream of the translational start codon) and 2, exons 2 and 4, exons 4 and 5, exons 5 and 9, exons 9 and 11, and exons 11 and 12 (including and upstream of the translational stop codon). Five of the aforementioned six reactions generated DNA fragments spanning exons 2-4, exons 4-5, exons 5-9, exons 9-11, and exons 11-12 (cf. FIG. 9). One reaction also was assumed to generate a DNA fragment spanning the translational start codon and exon 2 (i.e. the reaction with primer set no. 1 as listed in Table 2 and FIG. 9), but only reaction artifacts were observed. Although the reason for this difficulty remains elusive, a remarkably high content of G and C bases in the gene segment of interest might be the cause for failure in correct sequence amplification. Consequently, numerous commercially available PCR reaction supplements - claimed to facilitate amplification of G-C rich gene regions - were employed in attempts to amplify a DNA fragment downstream of, but still containing, the start codon of the MMT-encoding barley gene. Despite numerous attempts, all efforts utilizing gDNA template failed with respect to amplification of the fragment specified by the primers in reaction 1 as listed in Table 2.

[0195] Alongside the experiments with amplification of gDNA, it also was studied if RNA-derived cDNA of barley seedling leaves might constitute a functional template for amplification of the troublesome exon 1 sequence of the gene for MMT. Accordingly, total RNA was extracted and purified from leaflets of 4-d-old barley seedlings, cv. Prestige, employing the components and instructions of the FastRNA ProGreen Kit (Q-BIOgene, cat.no. 6045-050). Aliquots hereof were used in 8×2 standard RT-PCR reactions [i.e. 8 combinations of primer pairs (Table 3), each with 2 reaction buffers], as detailed in the instructions for the OneStep RT-PCR kit (Qiagen, cat.no. 210212). Fragments were separated on 1% agarose gels, with the subsequent analysis revealing that reaction products could only be obtained by using Buffer 1 of said kit. DNA bands of interest were then purified using the Qiaexll gel extraction kit (Qiagen, cat.no. 20051). Separate RT-PCR amplifications with primer set nos. 7, 10, and 11 (cf. Table 3), in the presence of Q-solution of the aforementioned RT-PCR kit. DNA fragments of interest were also in this case purified. Following insertion of the individual DNA fragments into vector pCR2.1-TOPO (Invitrogen, cat.no. K4500-01), and transfection of E. coli cells with the construct, the corresponding DNA sequences of plasmid inserts were determined.

[0196] Taken together, the combined, above-described efforts crystallized in the assembly of a genomic sequence spanning the translational start and stop codons of the gene for barley MMT of cv. Prestige (SEQ ID NO:3). Through alignment of the cDNA and genomic sequences, i.e. alignment of SEQ ID NO:3 with SEQ ID NO:1, it was determined that the barley gene for MMT, as illustrated in FIG. 9, includes 12 exons (in total 3267 bp) separated by 11 introns (in total 3192 bp). The derived amino acid sequence for MMT of cv. Prestige is shown in FIG. 10, and listed as SEQ ID NO:6. Except for Pro157→Ala and Met985→Tyr in the aforementioned, derived amino acid sequence for MMT of cv. Prestige, a comparison with that of cv. Haruna Nijo (GenBank accession no. AB028870; SEQ ID NO:2) revealed complete identity (FIG. 11).

Table 2. Primers for amplification of the genomic sequence encoding barley MMT.

Primer set no.	PCR product ends *	Forward primer (5'→3' DNA sequence) **	Reverse primer (5'→3' DNA sequence)***
1	1-1462	ATGGCTGCGGCGGCGGGGACGTGG (SEQ ID NO: 37)	CCTTCGAAGGGCACCACCTTTTCTGC (SEQ ID NO:43)
2	1268-2214	AGGATTCCAGCAAAGAAAGAAGC (SEQ ID NO:38)	CTGGAGAGCACAGTAGTTGCTCAAG (SEQ ID NO: 44)
3	2118-3075	GATTCTTAACCCCAATCCAGAGGC (SEQ ID NO: 39)	CTGCATAATTTTTGTTTGCCAGAGC (SEQ ID NO :45)

EP 2 373 154 B1

(continued)

Primer set no.	PCR product ends *	Forward primer (5'→3' DNA sequence) **	Reverse primer (5'→3' DNA sequence)***
4	2886-4409	GGGTTTTGTTGAGGACCAATTTGGC (SEQ ID NO: 40)	TACACCATTTGAGCTTGGCAGACT (SEQ ID NO: 46)
5	4301-5188	TGCTGCTTTCGTAACCTTATT (SEQ ID NO: 41)	AAAATGGAGGCGTTTACTGCAGAA (SEQ ID NO: 47)
6	5130-6459	CATATGGATCTGGACCGCAGCTTCTT (SEQ ID NO: 42)	CTAGTTGCTACCATTACCTTAGCACC (SEQ ID NO: 48)
<p>*) Base pair numbering as that of the genomic sequence for MMT (SEQ ID NO:3; see also FIG. 9). **) Sequence at the 5' end of the fragment listed in the column labeled "PCR product ends". ***) Complementary sequence at the 3' end of the fragment noted in the column labeled "PCR product ends".</p>			

Table 3. Primers for amplification of the cDNA sequence encoding barley MMT.

Primer set no.	RT-PCR product ends *	Forward primer (5'→3' DNA sequence) **	Reverse primer (5'→3' DNA sequence) ***
7	1-69	ATGGCTGCGGCGGCGGGGACGTGG (SEQ ID NO:49)	GTACGCCGCGTCGCCCGACG (SEQ ID NO: 57)
8	1-170	ATGGCTGCGGCGGCGGGGACGTGG (SEQ ID NO: 50)	CCGCCGCGGCGAAGCGCCG (SEQ ID NO: 58)
9	1-200	ATGGCTGCGGCGGCGGGGACGTGG (SEQ ID NO: 51)	GTGCGGAAGCACTCGAGCCC (SEQ ID NO:59)
10	1-221	ATGGCTGCGGCGGCGGGGACGTGG (SEQ ID NO: 52)	CGTGGATGCGGAAGTGAAG (SEQ ID NO: 60)
11	1-247	ATGGCTGCGGCGGCGGGGACGTGG (SEQ ID NO. 53)	CTTGGAGGTGGGGTTCGAGGACGACG (SEQ ID NO: 61)
12	131-200	GGCTCCTCGGCGCCGTGCGACGGCG (SEQ ID NO: 54)	GTGCGGAAGCACTCGAGCCC (SEQ ID NO: 62)
13	131-221	GGCTCCTCGGCGCCGTGCGACGGCG (SEQ ID NO. 55)	CGTGGATGCGGAAGTGAAG (SEQ ID NO: 63)
14	131-247	GGCTCCTCGGCGCCGTGCGACGGCG (SEQ ID NO: 56)	CTTGGAGGTGGGGTTCGAGGACGACG (SEQ ID NO: 64)
<p>*) Base pair numbering as that of genomic sequence for MMT (SEQ ID NO:3). **) Sequence at the 5' end of the fragment noted in the column labeled "PCR product ends". ***) Complementary sequence at the 3' end of the fragment noted in the column labeled "RT-PCR product ends".</p>			

Example 9

The gene encoding MMT of barley Mutant 8063 is mutated in the 5' splice site of intron 5

[0197] The content of SMM in barley seedlings of Mutant 8063 is extremely low or absent (Example 3), in line with the absence of MMT activity (Example 4). Based on this finding, it was investigated whether base substitutions in the MMT-encoding gene were caused by the original NaN₃ mutagen treatment of the barley kernels. Consequently, attempts were made to amplify, clone and sequence said gene of Mutant 8063 in order to establish the molecular basis for its null-MMT phenotype.

[0198] Having amplified with 6 primer sets the nucleotide sequence of the wild-type gene for MMT of cv. Prestige (Table 2; detailed in Example 8), a similar approach was followed for barley Mutant 8063. In brief, genomic DNA was

extracted from the mutant, and MMT gene-specific, amplified fragments thereof were inserted into vector pCR2.1-TOPO (Invitrogen, cat.no. K4500-01), cloned, sequenced, joined (SEQ ID NO:8), and finally compared with that of wild-type barley. No mutation was identified in the protein coding part of the gene for MMT. However, comparing intron sequences of mutant and wild-type genes revealed a G→A base transition at the first base of intron 5 (nucleotide no. 3076 of SEQ ID NO:8). Said base is part of the 5' splice site of intron 5, and will affect primary RNA processing of the gene, i.e. RNA splicing (Sinibaldi and Mettler, 1992; see also FIG. 12).

[0199] To assess possible roles of the base mutation with respect to perturbation of normal gene splicing in the MMT-encoding gene of Mutant 8063, a detailed analysis was carried out of mutant-derived RNA in order to detect splicing intermediates. This approach was chosen because alterations in the 5' GT dinucleotide of introns may lead to accumulation of splicing intermediates (Lal et al., 1999).

[0200] To amplify fragments of interest, analysis followed the recommendations provided for use of a RT-PCR kit (OneStep RT-PCR from Qiagen, cat.no. 210212). As template was used 1 µg of total RNA from leaflets of 4-d-old seedlings of cv. Prestige and Mutant 8063, purified as described in Example 8. Using primer set 15 (Table 4), the RT-PCR reaction was designed to amplify the gene region spanning exon 3 and exon 7 of transcripts for MMT of wild-type Prestige and Mutant 8063 (FIG. 12A). Following amplification, reaction products were resolved by electrophoresis on a 1% agarose gel (FIG. 12B).

[0201] Examination of amplified products revealed only a single band from the reaction with wild-type RNA (FIG. 12B). This was excised from the gel, purified using the components of the QiaexII kit (Qiagen, cat.no. 20051), inserted into vector pCR2.1-TOPO (Invitrogen, cat.no. K4500-01), cloned, and sequenced. Analyses demonstrated the presence of a 882-bp fragment (Product 1 in FIG. 12B,C; SEQ ID NO:9), characterized by a sequence identical to that spanning bases 442-1323 of the full-length cDNA for wild-type barley MMT (SEQ ID NO:4). Based on this finding, alternative splicing is considered irrelevant for wild-type gene expression.

[0202] A RT-PCR reaction like that described in the previous paragraph, except for the application of purified template RNA from Mutant 8063, generated three specific DNA fragments - denoted Product 2, Product 3, Product 4 in FIG. 12B - each different in length from that of Product 1 amplified using wild-type RNA (FIG. 12B). Accordingly, pre-mRNA processing is obstructed by the single base mutation in the 5' splice site of intron 5 in the gene for MMT of Mutant 8063. This scenario completely abolishes the use of said 5' splice site, but activates the use of cryptic, additional splice sites.

[0203] In an effort to address the underlying molecular cause for obtaining the above-mentioned, three PCR fragments in Mutant 8063, each was prepared for DNA sequencing using the procedure as that described above in Example 8 for the PCR-derived DNA bands of cv. Prestige. The largest fragment was 1089 bp long (Product 2 in FIG. 12C; SEQ ID NO:10), and found to include all of intron 5, while Product 3 (FIG. 12C; SEQ ID NO:12) and Product 4 (FIG. 12C; SEQ ID NO:14) were 955 bp and 810 bp long, respectively, and thus shorter than the 882-bp fragment from wild-type RNA (cf. description above). DNA sequence analysis of Product 3 revealed a cryptic splice site in the middle of intron 5, while that of Product 4 was in exon 5 (FIG. 12D).

[0204] It also was an important finding of the DNA sequence analyses to discover premature translational stop codons in Product 2 [TGA at position 3088-3090 according to the base numbering of genomic DNA from barley, cv. Prestige (SEQ ID NO:3)], Product 3 [TGA at position 3088-3090 according to the base numbering of genomic DNA from barley, cv. Prestige (SEQ ID NO:3)], and Product 4 [TGA at position 3289-3291 according to the base numbering of genomic DNA from barley, cv. Prestige (SEQ ID NO:3)], yielding 315, 315, and 289 amino acid-long translated proteins, respectively. FIG. 12C provides a graphical comparison and summary of the sequencing results of Product 1, Product 2, Product 3, and Product 4, while the illustrations in FIG. 12D and FIG. 12E provide specific data on the specific bases involved in the events of alternative splicing.

Table 4. Primers to detect alternative splicing of the gene encoding barley MMT.

Primer set no.	RT-PCR product ends *	Forward primer (5'→3' DNA sequences) **	Reverse primer (5'→3' DNA sequence) ***
15†	442-1323	GTTTATGGTCTGGATATAAACCCAAG (SEQ ID NO:65)	AAATCCAGCAACAAGATTCCGGAAA (SEQ ID NO:67)
16‡	246-933	AGGATTCCAGCAAAGAAAGAAGC (SEQ ID NO:66)	CTGCATAATTTTGTGGCCAGAGC (SEQ ID NO:68)

†) For RT-PCR using RNA template of Mutant 8063.

‡) For RT-PCR using RNA template of Mutant 14018.

*) Base pair numbering as that of cDNA for MMT (SEQ ID NO:4).

**) Sequence at the 5' end of the fragment noted in the column labeled "PCR product ends".

***) Complementary sequence at the 3' end of the fragment noted in the column labeled "PCR product ends".

Example 10**Expression plasmid encoding wild-type MMT**

5 **[0205]** Because of the following two observations:

- (i) *E. coli* cells lack MMT and the ability to synthesize SMM (Thanbicher et al., 1998);
- (ii) Plant MMT can be synthesized in *E. coli* (Tagamont et al., 2002);

10 heterologous expression of mutated or truncated barley MMTs in the aforementioned bacterium allows a novel way to simulate for, or confirm their lack of, enzymatic activity. As recombinant, wild-type barley MMT from *E. coli* would serve as a positive control in such experiments, a task was to design and construct an *E. coli* expression plasmid for heterologous expression of barley MMT.

15 **[0206]** To amplify relevant sequences, total RNA was first extracted from leaflets of 4-d-old seedlings of cv. Prestige (as detailed in Example 9), and 1 µg hereof used as template in a standard RT-PCR reaction, except that primer set 17 was added to the reaction mixture (Table 5). The amplified product was inserted into vector pCR2.1-TOPO (Invitrogen), yielding plasmid pCR2.1-TOPO-MMT. Following cloning of the plasmid, the entire insert was sequenced (SEQ ID NO:5), and compared with that of cv. Prestige (SEQ ID NO:4). Three PCR-induced nucleotide differences were identified in the cloned product (T1310→A, T2954→C, and G3031→A), giving the MMT amino acid substitutions Leu437→His, 20 Tyr985→Met, and Gly1011→Ser (as determined by comparing SEQ ID NO:6 and SEQ ID NO:7). None of the amino acid changes were expected to compromise action of recombinant MMT in a way that could be of relevance in the instant application. This conclusion was based on the finding that the expressed protein was active and could be recognized by anti-MMT antibodies (cf. Example 12).

25 **[0207]** Next, pCR2.1-TOPO-MMT was cut with NdeI-EcoRI, yielding a 569-bp NdeI-EcoRI 5' fragment and a 2699-bp 3' EcoRI fragment. The 5' fragment was inserted into NdeI-EcoRI-linearized expression vector pET19b (Novagen, cat.no. 69677-3), and in the EcoRI site of the resulting plasmid was inserted the above-mentioned 2699-bp 3' fragment, thus generating expression plasmid pET19b-MMT (**FIG. 13A**). This expression plasmid encodes MMT linked to an N-terminal His-tag (MGHHHHHHHHH; SEQ ID NO: 69) and an enterokinase site (SSGHIDDDDKH; SEQ ID NO:70).

30

35

40

45

50

55

5
10
15
20
25
30
35
40
45
50
55

Table 5. Primers to amplify the protein coding sequence of the barley gene for MMT.

Primer set no.	RT-PCR product ends *	Forward primer (5'→3' DNA sequences) **	Reverse primer (5'→3' DNA sequence) ***
17	1-3267	<u>CATATGATGGCTGGCGCGGGGACGTGG</u> (SEQ ID NO:71)	<u>GAATTC</u> <u>TAGTTGCTACCATTCACC</u> <u>TTAGCACC</u> (SEQ ID NO:72)

*) Base pair numbering as that of cDNA for MMT (SEQ ID NO:5), i.e excluding the sequence extensions CAT and AATTC upstream and downstream of the start and stop codon, respectively.
 **) Sequence at the 5' end of the fragment noted in the column labeled "RT-PCR product ends", as defined by the primer set. NdeI site underlined; translational start codon in double underline.
 ***) Complementary sequence at the 3' end of the fragment noted in the column labeled "RT-PCR product ends". EcoRI site underlined; translational stop codon, including part of the EcoRI site, shown in italics.

Example 11

Expression plasmids encoding truncated MMTs of Mutant 8063

[0208] The gene encoding MMT of Mutant 8063 was in Example 9 shown to contain a G→A base transition in the 5' splice site of intron 5, thereby activating two cryptic splice sites that result in the expression of three abnormal transcripts (cf. FIG. 12B,C), each containing a premature stop codon.

[0209] To confirm that the mutant transcripts encode nonfunctional MMTs, each corresponding open reading frame was amplified and inserted into an E. coli expression vector, as described below. It is notable that two of the alternatively spliced transcripts, specifically those giving Product 2 and Product 3 (FIG. 12B), encode identical proteins. Accordingly, only two expression plasmids were sufficient to determine whether abnormally spliced genes of barley Mutant 8063 encode functional MMT enzymes.

[0210] Knowing the sequence of the cryptic splice products in Mutant 8063, cf. FIG. 12D, made it possible to amplify the relevant gene parts from expression plasmid pET19b-MMT - the construction of which is detailed in Example 10. Primer set 18, as listed in Table 6, was used to amplify the 3' parts of the genes as SacII-BamHI fragments of Product 2 (SEQ ID NO:27), and Product 3 (SEQ ID NO:28). These were subsequently exchanged with the corresponding fragment of pET19b-MMT (cf. FIG. 13A), resulting in the expression plasmids pET19b-Line8063-Prod2 (FIG. 13B), and pET19b-Line8063-Prod3 (FIG. 13C). Parallel-running reactions utilized primer set 19 (Table 6), to generate expression plasmid pET19b-Line8063-Prod4 (FIG. 13D; with SEQ ID NO:29 listing the sequence of Product 4 for cloning), designed for synthesis of a truncated MMT corresponding to that related to Product 4 (cf. FIG. 12B).

[0211] FIG. 13E provides a detailed amino acid sequence comparison of wild-type MMT with the truncated products encoded by Mutant 8063.

Table 6. Primers for amplification of DNA fragments of Mutant 8063 (for plasmid constructions).

Primer set no.	PCR product ends *	End product (SEQ ID NO:)	Primer sequence ** (5'→3' DNA sequence)
18	1-27 736-781	27 and 28	Forward: <u>GGCCGCGGG</u> GCTCGAGTGCTTCCGCAC (SEQ ID NO: 73) Reverse: <u>GGATCCTCA</u> AAGAATTGCTATCTGCATAA- TTTTTGTGGCCAGAGC (SEQ ID NO: 74)
19	1-27 667-703	29	Forward: <u>GGCCGCGGG</u> GCTCGAGTGCTTCCGCAC (SEQ ID NO:75) Reverse: <u>GGATCCTTAGCAGC</u> CTTGTCTGCTGGCCGGCCTCCCATG (SEQ ID NO:76)
*) Numbers refer to nucleotide nos. in the corresponding SEQ ID NO as listed in the neighboring column.			
**) Single underlining is used to mark SacII and BamHI sites of the forward and reverse primer, respectively. Double underlines indicate stop codons.			

Example 12

Recombinant MMT forms of Mutant 8063 are inactive

[0212] To verify that MMT deletion forms of Mutant 8063 are enzymatically inactive, E. coli cells of strain BL21 were separately transformed with plasmids pET19b, pET19b-MMT, pET19b-Line8063-Prod3, and pET19b-Line8063-Prod4 (cf. FIG. 13), and subsequently propagated over-night in 5-mL standard Luria Broth (LB) medium, containing ampicillin. A 1.25-mL aliquot of each culture was added to 100 mL of fresh LB, and incubated at 37°C until the cell density reached OD₆₀₀ = 0.6. At this point, 40 μL of 1 M IPTG was added in order to induce expression of heterologous protein. Following incubation over-night at 20°C, cells of the individual cultures were precipitated by centrifugation for 20 min at 4,000 rpm, 4°C. Each cell pellet was resuspended in 5 mL H₂O, then applied to several freeze-thaw cycles, and eventually incubated for 30 min at 37°C in the presence of ~750 units/L nuclease (Sigma, cat.no. E8263-25KU), to reduce sample viscosity. After a 30-min-long centrifugation at 4,000 rpm, 4°C, to separate cell-soluble proteins (defined as those in the liquid phase) from insoluble proteins (defined as those in the pellet), the pellet was further washed by resuspending it into 2 mL of H₂O containing 1 mg of lysozyme. After a 5-min incubation at ambient temperature, the sample was diluted by

addition of 15 mL H₂O. Three similar washing-precipitation cycles were carried out before proteins of the inclusion bodies in the pellet were extracted with 1 mL of a 50-mM Tris-Cl buffer, pH 8.0, containing 7 M urea, 2 mM β-mercaptoethanol.

[0213] To assay for MMT activity, 50 μL of the samples containing cell-soluble proteins (as defined hereinabove) was transferred to 250 μL of a 25-mM K-phosphate buffer, pH 6.0, containing 0.4 mM AdoMet, 10 mM Met, 1 mM DTT, 0.1 mg/mL BSA. Following incubation for 1 h at 50°C, the samples were filtered, and 10-μL aliquots allowed to react with OPA as detailed in Example 2. Then followed analysis for SMM levels as described in said example, with the results summarized in FIG. 14A. Only the extract from cells transformed with pET19b-MMT gave rise to a chromatogram peak of the same retention time as that of the SMM standard. Accordingly, the absence of similar peaks in the chromatograms from cells transformed with pET19b-Line8063-Prod3 and pET19b-Line8063-Prod4 indicate that Mutant 8063 lacks the capacity to generate active MMT.

[0214] A separate experiment aimed at verifying that Mutant 8063 lacks the capacity to generate full-length, active MMT. 5-μL samples of cell-soluble and 10-μL samples of pellet-derived proteins of the above-mentioned E. coli extracts were separated by standard electrophoresis, and probed with a rabbit polyclonal anti-MMT antibody directed against a 15-residue-long peptide antigen of barley MMT [cf. FIG. 13E (sequence stretch marked with asterisks); the affinity-purified 12-mL-large preparation of polyclonal anti-MMT antibody was purchased from Invitrogen (Project No. L0402801 K; animal No. C7511), and used in standard western blot analyses at a dilution of 1:1000 (FIG. 14B,C)].

[0215] In detail, the aforementioned proteins were loaded onto a 10% SDS-polyacrylamide gel and separated by electrophoresis at 150 V for 75 min, after which the proteins were transferred to a polyvinylidene fluoride membrane (Immobilon-P, Millipore) via an electroblotting apparatus (Trans-Blot SD Semi-Dry Transfer Cell, BioRad) that was run at 2.5 mAmp per cm² (max. 25 V). Transblots were placed for 1 h at 25°C in blocking buffer [1 × phosphate-buffered saline (PBS), 1% BSA]. The blocking solution was removed and the membrane placed in a solution of the anti-MMT antibody for 1 h. Thereafter, the membrane was rinsed with 1×PBS and incubated for 1 h in a solution of goat anti-rabbit IgG alkaline phosphatase (Sigma). After the aforementioned incubation, the membrane was rinsed in 1×TBS, followed by visualization of protein bands after incubation using nitroblue tetrazolium and 5-bromo-4-chloro-3-indolyl phosphate (Sigma). The gel was finally rinsed in water to stop the phosphatase reaction.

[0216] The preparation of anti-MMT antibody, as described hereinabove, was used to probe blots of cell-soluble and pellet-derived proteins of E. coli cells transformed with pET19b-MMT (FIG. 14B,C; lanes marked "2"), pET19b-Line8063-Prod3 (FIG. 14B,C; lanes marked "3"), pET19b-Line8063-Prod4 (FIG. 14B,C; lanes marked "4"), and pET19b (FIG. 14B,C; lanes marked "5"). Despite differences in the overall banding patterns of cell-soluble and pellet-derived proteins (with the latter generally appearing as a smear of protein bands that starts at the top of the gel and extends down to the bottom of the gel), full-length MMT was recognized as a protein band co-migrating with the 120-kDa marker protein (lanes marked "1") in extracts of cells transformed with pET19b-MMT. Inactive forms of the MMT protein of cells transformed with pET19b-Line8063-Prod3 and pET19b-Line8063-Prod4 are expected to correspond to the strongly stained bands in the blot region between 30 kDa and 40 kDa. It is notable that the stained, 80-kDa protein band is not MMT-derived as it also appears in extracts of negative control cells transformed with vector pET19b.

[0217] Based on the experimental results with heterologous expression of MMT forms, as described hereinabove, and designed to generate recombinant MMT forms of wild-type barley and Mutant 8063, it is concluded that only wild-type MMT, not the MMT forms in said mutant, is active. Accordingly, the capacity to catalyze the conversion of Met to the DMS precursor SMM is restricted to wild-type barley, as opposed to Mutant 8063.

Example 13

Monitoring systems for barley Mutant 8063

[0218] In addition to the biochemical assay for detection of barley kernels of Mutant 8063 (cf. Example 2), the present example describes a genetic method designed to identify mutant kernels or products thereof. With suitable modifications known to the skilled person, the method may also be applied to detect whether a given plant product is prepared using barley Mutant 8063. The assay is based on an analysis to detect single nucleotide polymorphism (SNP), specifically the G→A mutation at position 3076 of the gene for MTT in Mutant 8063, as illustrated in FIG. 15, and with characteristics of oligonucleotide primer sets listed in Table 7.

[0219] A PCR product of 271 bp - with the sequence given as SEQ ID NO:33 - is generated when primer set no. 20 is applied in a reaction with genomic DNA of barley cv. Prestige as template, while no product is amplified when genomic DNA of Mutant 8063 serves as template - in the latter case simply because of no base pairing between the 3' end of the reverse primer and template (FIG. 19A). However, a 271-bp PCR product is obtained with primer set no. 21 in a PCR amplification with genomic DNA of Mutant 8063 (SEQ ID NO:34; FIG 19A), as the reverse primer has full sequence match to the template. Primer set no. 22, which consists of the four above-mentioned primers listed for primer set nos. 20 and 21 - two for amplification of a fragment containing the G3076→A mutation in the MMT gene of Mutant 8063, and two for the G1462→A mutation in the MMT gene of Mutant 14018 (SEQ ID NO:36, cf. Example 17) - is designed to

monitor the presence of a mutated gene for MMT that contains both of the aforementioned nucleotide mutations.

[0220] Each of the above-mentioned PCR amplifications is experimentally conducted as a 50- μ L RedTaq polymerase reaction (Sigma, cat.no. D6063), consisting of 200 ng genomic DNA and 50-100 pmol of each primer of a specific primer set (Table 7). Following amplification in a standard PCR cyclor (1 min at 95°C; then 30 cycles of: 94°C, 60 sec - 64°C, 30 sec - 72°C, 30 sec; ending with 10 min at 72°C), a 25- μ L aliquot of the sample is applied to standard electrophoresis on a 2% agarose gel. As illustrated in FIG. 15C, PCR with genomic DNA of cv. Prestige in the presence of primer set no. 20 and primer set no. 21 yields a 271-bp DNA fragment and no fragment, respectively. And PCR with genomic DNA of Mutant 8063 the presence of primer set no. 20 and primer set no. 21 yields no fragment and a 271-bp DNA fragment, respectively. In those cases where the latter result is the outcome of a PCR with genomic DNA of a barley grain of unknown identity, there is a high likelihood that the template DNA is identical to that of Mutant 8063. Further efforts to support the conclusion include analyses to test for levels of SMM (cf. Example 2), and for MMT activity (cf. Example 4).

[0221] A separate way to verify that Mutant 8063 lacks MMT involves western blot analysis, using the technical procedure and anti-MMT antibody as detailed in Example 3. In practical terms, kernels of cv. Prestige and of Mutant 8063 were germinated at 20°C for 4 d, followed by separate homogenization of one wild-type and one mutant kernel, each in 250 μ L H₂O. Following centrifugation at 13,000 rpm for 10 min, 15 μ L of each supernatant was mixed with 5 μ L SDS loading buffer, boiled for 5 min, loaded onto a 12% SDS-polyacrylamide gel, separated by electrophoresis, electroblotted, and eventually probed with the polyclonal anti-MMT antibody (FIG 15D). A distinct MMT protein band of 120 kDa was easily recognizable in the extract of cv. Prestige, while no immunoreactive protein of Mutant 8063 co-migrated with the 120-kDa marker protein. Accordingly, the aforementioned western blot analysis method is useful to check whether a germinating barley kernels produces MMT or lacks this capacity. Further molecular and biochemical tests may be employed to confirm whether a given grain is derived from Mutant 8063.

5
10
15
20
25
30
35
40
45
50
55

Table 7. Primers for SNP detection of Mutant 8063.

Primer set no.	PCR product ends	Final product (SEQ ID NO:)	Forward primer (5'→3' DNA sequence given) ****	Reverse primer (5'→3' DNA sequence) *****
20	2831-3101*	33	CGATTCCAGCTTCCGGTTG (SEQ ID NO:77)	CATCTAGTCACTCAAAGAATTGCTAC (SEQ ID NO:81)
21	2831-3101**	34	CGATTCCAGCTTCCGGTTG (SEQ ID NO:78)	CATCTAGTCACTCAAAGAATTGCTAT (SEQ ID NO:82)
22	2831-3101** 1361-1483***	34 36	CGATTCCAGCTTCCGGTTG (SEQ ID NO:79) GGCATCCAGATTCATCTTCAG (SEQ ID NO:80)	CATCTAGTCACTCAAAGAATTGCTAT (SEQ ID NO:83) CTACGGAAACAAGAGGTGCCAAT (SEQ ID NO:84)

*) Base pair numbering as that of the genomic wild-type sequence for MMT (SEQ ID NO:3).
 **) Base pair numbering as that of the genomic sequence for MMT of Mutant 8063 (SEQ ID NO:8).
 ***) Base pair numbering as that of the genomic sequence for MMT of Mutant 14018 (SEQ ID NO:19).
 ****) Sequence at the 5' end of the fragment listed in the column labelled "PCR product ends".
 *****) Complementary sequence at the 3' end of the fragment noted in the column labelled "PCR product ends".

Example 14**The gene encoding MMT of barley Mutant 14018 is mutated in the 5' splice site of intron 2**

5 **[0222]** Following the discovery of extremely low levels of SMM, or nothing at all, in extracts of germinating kernels of barley Mutant 14018, the plant underwent analyses under the same experimental conditions as those detailed for Mutant 8063 in Example 9 above. However, wild-type plant material was in this case from cv. Sebastian, as it was utilized for mutagenesis with NaN_3 in the batch of kernels comprising Mutant 14018. Experiments to identify the mutation, which caused the null-MMT phenotype, were designed and accomplished as described herein below.

10 **[0223]** First, a comparison was performed of the distinct genomic DNA sequences for the MMT-encoding gene of cv. Sebastian (SEQ ID NO:16 for the genomic DNA sequence; SEQ ID NO:17 for the cDNA sequence; SEQ ID NO:18 for the translated cDNA sequence; in all cases with sequences identical to those of cv. Prestige as described in Example 8 herein) and Mutant 14018 (SEQ ID NO:19 for the genomic sequence, and SEQ ID NOs:20, 21, 23, 25 for cDNA sequences), with focus on the regions spanning the translational start and stop codons. A G→A base transition was identified in the sequenced gene part of Mutant 14018, specifically in a donor splice donor site immediately downstream of exon 2 at the first base of intron 2, more specifically at nucleotide no. 1462 - and consequently anticipated to affect the primary RNA processing of the gene transcript (FIG. 16).

15 **[0224]** Second, using primer set 16 (Table 4), a RT-PCR reaction was designed and set up to amplify the gene region spanning exon 2 and exon 5 of the MMT-encoding gene of cv. Sebastian and Mutant 14018 (FIG. 16A). Following DNA amplification, reaction products were applied to agarose gel electrophoresis, with the result depicted in FIG. 16B. Similar to that described for Mutant 8063 in Example 9, wild-type RNA from cv. Sebastian yielded one PCR fragment, Product 5 in FIG. 16B, that in length and DNA sequence, cf. SEQ ID NO:20, was identical to that spanning bases 246 to 933 of the full-length cDNA for wild-type barley MMT (SEQ ID NO:17). This result emphasizes again that alternative splicing is not a feature of wild-type gene expression.

20 **[0225]** Third, template RNA purified from Mutant 14018 was utilized in a PCR reaction, which generated three specific fragments - denoted Product 6 (SEQ ID NO:21), Product 7 (SEQ ID NO:23), and Product 8 (SEQ ID NO:25) in FIG. 16B,C - that were different in length and sequence from the amplified product of the wild-type template. This observation suggests that the single mutation in the 5' splice site of intron 2 in the gene for MMT of Mutant 14018 obstructs pre-mRNA processing by elimination of the normal splice site, but instead activates the use of cryptic, additional splice sites. In this respect, for both Product 6 and Product 7, there was identified a cryptic splice site in intron 2, while that of Product 8 was in exon 2. A graphical comparison is provided in FIG. 16C of the aforementioned sequencing results.

25 **[0226]** In addition, DNA sequence analyses revealed premature translational stop codons in Product 6 [TAG at bases 1579-1581 according to the base numbering of genomic DNA from barley, cv. Sebastian (SEQ ID NO:16)], Product 7 [TAA at bases 1840-1842 according to the base numbering of genomic DNA from barley, cv. Sebastian (SEQ ID NO:16)], and Product 8 [TGA at bases 1916-1918 according to the base numbering of genomic DNA from barley, cv. Sebastian (SEQ ID NO:16)], yielding 186, 180, and 163 amino acid-long translated proteins, listed as SEQ ID NO:22, SEQ ID NO:24, and SEQ ID NO:26, respectively. In parallel with the results described above for Mutant 8063 (FIG. 12D,E), the illustrations in FIG. 16D,E provide specific data on the nature of specific bases involved in the alternative splicing events

Example 15**Expression plasmids for synthesis of truncated MMTs of Mutant 14018**

30 **[0227]** The rationale and strategy for construction of expression plasmids that direct synthesis of three truncated, recombinant versions of MMT derived from Mutant 14018 were like those described in Example 11 for Mutant 8063. In short, the experimental aim was to verify that the aberrant splicing events of Mutant 14086 generate transcripts encoding inactive MMTs. Recombinant gene stretches should accordingly encode proteins whose sequences - listed in SEQ ID NO:22, SEQ ID NO:24, and SEQ ID NO:26 - reflect the aberrant splicing events leading to Product 6, Product 7, and Product 8 (cf. FIG. 16B,C).

35 **[0228]** Using plasmid pET19b-MMT, cf. Example 10, as template in three standard, consecutive PCRs with primer set nos. 23, 24, and 25 (Table 8), resulted in a 394-bp amplified fragment (SEQ ID NO:30). This was digested with *Sac*II-*Bam*HI and ligated with the large *Sac*II-*Bam*HI fragment of pET19b-MMT (FIG. 17A), giving expression plasmid pET19b-Line14086-Prod6 (FIG. 17B), designed for synthesis of a truncated MMT corresponding to Product 6 as depicted in FIG. 16B.

40 **[0229]** Utilizing the same procedure as described hereinabove for the 394-bp fragment, but now with primer set nos. 23, 24, and 26 in three consecutive PCR amplifications (Table 8), a 376-bp fragment was generated (SEQ ID NO:31), which upon digestion with *Sac*II-*Bam*HI was ligated with the large *Sac*II-*Bam*HI fragment of pET19b-MMT (FIG. 17A), giving expression plasmid pET19b-Line14086-Prod7 (FIG. 17C). This expression plasmid is designed for synthesis of

EP 2 373 154 B1

a truncated MMT corresponding to that giving Product 7 as depicted in FIG. 16B.

[0230] In a parallel running experiment - conducted in a similar way as that described above for pET19b-MMT, but with primer set nos. 27 and 28 (Table 8) - there was amplified a 325-bp fragment (SEQ ID NO:32), which upon digestion with SacII-BamHI was ligated with the large SacII-BamHI fragment of pET19b-MMT (FIG. 17A), giving expression plasmid pET19b-Line14086-Prod8 (FIG. 17D) for synthesis of a truncated MMT corresponding to Product 8 (cf. FIG. 16B).

Table 8. Primers for amplification of DNA fragments of Mutant 14018 (for plasmid constructions).

Primer set no.	Primer sequence (5'→3' DNA sequence) *	PCR product ends **	Final product (SEQ ID NO:)
23	Forward: <u>GGCCGCGGGGCTCGAGTGCTTCCGCAC</u> (SEQ ID NO:85) Reverse: <u>CGAGATAAGATAAAATATCTACGG</u> - <u>AACAAGAGGTGCCAATCTTCGAAGGGCACCACCTTTCTGC</u> (SEQ ID NO:86)	1-27 245-307	30
24	Forward: <u>GGCCGCGGGGCTCGAGTGCTTCCGCAC</u> (SEQ ID NO:87) Reverse: <u>AACCTGAGTAAATGTCTAACTTCTGCAGGTCCCATG</u> - <u>TTTGCAACAAACGAGATAAGATAAATATCTACGG</u> (SEQ ID NO:88)	1-27 285-354	30
25	Forward: <u>GGCCGCGGGGCTCGAGTGCTTCCGCAC</u> (SEQ ID NO:89) Reverse: <u>GGATCCCTACTGGCAGACACCTAAAAGTTTCATATAAAGT</u> - <u>AACCTGAGTAAATGTCTAACTTCTGC</u> (SEQ ID NO:90)	1-27 329-394	30
26	Forward: <u>GGCCGCGGGGCTCGAGTGCTTCCGCAC</u> (SEQ ID NO: 91) Reverse: <u>GGATCCTTATATCCAGACCATAA</u> - <u>ACCTGAG-TAAATGTCTAACTTCTGC</u> (SEQ ID NO: 92)	1-27 329-376	31
27	Forward: <u>GGCCGCGGGGCTCGAGTGCTTCCGCAC</u> (SEQ ID NO:93) Reverse: <u>AGGTTTATCCATGCAATCTTGATAGCTCTTG</u> - <u>GGTTTATATCCAGACCATAAACCAATTGCC</u> - <u>ACATCCCAGCTCTGCTACTG</u> (SEQ ID NO:94)	1-27 198-277	32
28	Forward: <u>GGCCGCGGGGCTCGAGTGCTTCCGCAC</u> (SEQ ID NO: 95) Reverse: <u>GGATCCTTATAGATTGGGAGACCA</u> - <u>TCGTCCTCTAGTGCATTCAAGTAA</u> - <u>AGGTTTATCCATGCAATCTTGATAGCTCTTGG</u> (SEQ ID NO: 96)	1-27 246-325	32

*) Note that the same forward primer, with a SacII site underlined, is utilized in all reactions. For reverse primers, 5' extensions without annealing to template DNA are indicated with a wavy underline; BamHI sites are shown in italics, and complementary translational stop codons in bold type letters.

**) Numbers refer to nucleotide nos. in the corresponding SEQ ID NO listed in the neighboring column.

Example 16

Recombinant MMT forms of Mutant 14018 are inactive

[0231] The procedure of Example 12 was followed, Mutant 8063-derived constructs being replaced by those of Mutant 14018. E. coli bacteria were transformed with pET19b-Line14018-Prod6, pET19b-Line14018-Prod7 and pET19b-Line14018-Prod8 (FIG. 17A-D, with the corresponding amino acid alignment shown in FIG. 17E) - but the experiments

excluded western blot analyses as the anti-MMT antibody described in Example 12 was raised against a sequence stretch absent in the Mutant 14018-specific part of MMT.

[0232] None of the extracts of the transformed bacteria revealed capacity to generate SMM (FIG. 18), so the same argumentation as that provided in Example 12 above provides basis for the conclusion that barley Mutant 14018 generates non-functional MMT enzymes, which lack the catalytic capability to form SMM, the DMS precursor.

Example 17

Monitoring systems for barley Mutant 14018

[0233] In addition to the biochemical assay for detection of barley kernels of Mutant 14018 (cf. Example 2), the present example describes a genetic method that has been designed to identify mutant kernels or plant products prepared from barley Mutant 14018. It is based on an analysis to detect single nucleotide polymorphism (SNP), specifically the G→A mutation at position 1462 of the gene for MTT in Mutant 14018, as illustrated in FIG. 19, and with characteristics of oligonucleotide primer sets listed in Table 9.

[0234] A PCR product of 121 bp - with the sequence given as SEQ ID NO:35 - is generated when primer set no. 29 is used in a reaction with genomic DNA of barley cv. Sebastian as template, while no product is amplified when genomic DNA of Mutant 14018 serves as template - in the latter case simply because of no base pairing between the 3' end of the reverse primer and template (FIG 19B). However, a 121-bp PCR product is obtained with primer set no. 30 in a PCR amplification with genomic DNA of Mutant 14018 (SEQ ID NO:36), as the reverse primer has full sequence match to the template (FIG 19B). Primer set no. 31, which consists of the four above-mentioned primers listed for primer set nos. 29 and 30 - two for amplification of a fragment containing the G1462→A mutation in the MMT gene of Mutant 14018 (i.e. SEQ ID NO:36), and two for the G3076→A mutation in the MMT gene of Mutant 8063 (i.e. SEQ ID NO:34; cf. Example 9) - is designed to monitor the presence of a mutated gene for MMT that contains both of the aforementioned nucleotide mutations.

[0235] Each of the above-mentioned PCR amplifications is experimentally conducted as a 50- μ l RedTaq polymerase reaction (Sigma, cat.no. D6063), consisting of 200 ng genomic DNA and 50-100 pmol of each primer of a specific primer set (Table 7). Following amplification in a standard PCR cyclor (1 min at 95°C; then 30 cycles of: 94°C, 60 sec - 64°C, 30 sec - 72°C, 30 sec; ending with 10 min at 72°C), a 25- μ l aliquot of the sample is applied to standard electrophoresis on a 2% agarose gel. As illustrated in FIG. 19C, PCR with genomic DNA of cv. Sebastian in the presence of primer set no. 29 and primer set no. 30 yields a 121-bp DNA fragment and no fragment, respectively. And PCR with genomic DNA of Mutant 14018 in the presence of primer set no. 29 and primer set no. 30 yields no fragment and a 123-bp DNA fragment, respectively. In those cases where the latter result is the outcome of a PCR with genomic DNA of a barley grain of unknown identity, there is a high likelihood that the template DNA is identical to that of Mutant 14018. Further efforts to support the conclusion include analyses to test for levels of SMM (cf. Example 2), and for MMT activity (cf. Example 4).

[0236] A separate way to verify that Mutant 14018 lacks MMT involves western blot analysis, using the technical procedure and anti-MMT antibody as detailed in Example 3. In practical terms, kernels of cv. Sebastian and of Mutant 14018 were germinated at 20°C for 4 d, followed by separate homogenization of one wild-type and one mutant kernel, each in 100 μ L H₂O. Following centrifugation at 13,000 rpm for 10 min, 15 μ L of each supernatant was mixed with 5 μ L SDS loading buffer, boiled for 5 min, loaded onto a 12% SDS-polyacrylamide gel, separated by electrophoresis, electroblotted, and eventually probed with the polyclonal anti-MMT antibody (FIG 15D). A distinct MMT protein band of 120 kDa was easily recognizable in the extract of cv. Sebastian, while no immunoreactive protein of Mutant 14018 co-migrated with the 120-kDa marker protein. Accordingly, the aforementioned western blot analysis method is useful to check whether a germinating barley kernels produces MMT or lacks this capacity. Further molecular and biochemical tests may be employed to confirm whether a given grain is derived from Mutant 14018.

Table 9. Primers for SNP detection of Mutant 14018.

Primer set no.	PCR product ends	Final product (SEQ ID NO:)	Forward primer (5'→3' DNA sequence given) ****	Reverse primer (5'→3' DNA sequence) *****
29	1361-1481*	35	GGCATTCCAGATTCCATCTTCAG (SEQ ID NO:97)	CTACGGAAACAAGAGGTGCCAAC (SEQ ID NO: 101)
30	1361-1483**	36	GGCATTCCAGATTCCATCTTCAG (SEQ ID NO:98)	CTACGGAAACAAGAGGTGCCAAT (SEQ ID NO: 102)
31	1361-1483** 2831-3101 ***	36 34	GGCATTCCAGATTCCATCTTCAG (SEQ ID NO:99) CGATTCCAGCTTCCGGTTG (SEQ ID NO:100)	CTACGGAAACAAGAGGTGCCAAT (SEQ ID NO:103) CATCTAGTCACTCAAAGAATTGCTAT (SEQ ID NO: 104)

*) Base pair numbering as that of the genomic wild-type sequence for MMT (SEQ ID NO:16).
 **) Base pair numbering as that of the genomic sequence for MMT of Mutant 14018 (SEQ ID NO:19).
 ***) Base pair numbering as that of the genomic sequence for MMT of Mutant 8063 (SEQ ID NO:8).
 *****) Sequence at the 5' end of the fragment listed in the column labelled "PCR product ends".
 *****) Complementary sequence at the 3' end of the fragment noted in the column labelled "PCR product ends".

5
10
15
20
25
30
35
40
45
50
55

REFERENCES CITED

Patent Documents

5 [0237]

U.S. Pat. No. 4,683,195 to Mullis, K.B. et al.

U.S. Pat. No. 4,800,159 to Mullis, K.B. et al.

U.S. Pat. No. 5,242,694 to Reuther, H.

10 U.S. Pat. No. 6,660,915 to Douma, A.C. et al.

U.S. Pat. No. 7,420,105 to Breddam, K. et al.

U.S. Pat. Application Publication No. 2006/0057684 to Bisgaard-Frantzen, H. et al. AU Pat. No. 38578/93

PCT patent application WO 2005/087934 to Breddam, K. et al.

15 Other Publications

[0238]

20 American Association of Cereal Chemists, "Approved methods of the American Association of Cereal Chemists." ISBN 0-913250-86-4 (1995).

American Society of Brewing Chemists, "Methods of analysis of the American Society of Brewing Chemists." ISBN 1-881696-01-4 (1992).

25 Bourgis, F. et al., "S-Methylmethionine plays a major role in phloem sulfur transport and is synthesized by a novel type of methyltransferase." Plant Cell 11:1485-1497, 1999.

Briggs, D.E. et al., "Malting and brewing science. Volume I Malt and sweet wort." Chapman and Hall, New York, USA. ISBN 0412165805,1981.

30 Dufour, J.P., "Direct assay of S-methylmethionine using high-performance liquid chromatography and fluorescence techniques." J. Am. Soc. Brew. Chem. 44:1-6, 1986.

35 Durai, S. et al., "Zinc finger nucleases: custom-designed molecular scissors for genome engineering of plant and mammalian cells." Nucleic Acids Res. 33:5978-5990,2005.

European Brewery Convention, "Analytica - EBC." ISBN 3-418-00759-7 (1998).

40 Hansen, M. et al., "Antisense-mediated suppression of C-hordein biosynthesis in the barley grain results in correlated changes in the transcriptome, protein profile, and amino acid composition." J. Exp. Bot. 58:3987-3995, 2007.

Hough, J.S. et al. "Malting and brewing science. Volume II Hopped wort and beer." Chapman and Hall, New York, USA. ISBN 0412165902,1982.

45 Hysert, D.W. et al., "The origin and control of dimethyl sulfide and its precursor in malt." Tech. Q. MBAA 17:34-43, 1980.

Iida, S. and Terada, R., "Modification of endogenous natural genes by gene targeting in rice and other higher plants." Plant Mol. Biol. 59:205-219, 2005.

50 Imashuku, H., "Two new technologies for efficient and flexible wort boiling: 1. Rest before wort boiling to convert SMM to DMS; 2. Hop boiling separately from wort." 3rd World Brewing Congress, Presentation O-52, Program Book, p. 91 and attached presentation slides, 2008.

55 Institute of Brewing, "Institute of Brewing. Methods of analysis." ISBN 0-900489-10-3, 1997.

Kleinhofs, A. et al., "Induction and selection of specific gene mutations in Hordeum and Pisum." Mutat. Res. 51:29-35, 1978.

EP 2 373 154 B1

- Ko, S. et al., "S-Methylmethionine is both a substrate and an inactivator of 1-aminocyclopropane-1-carboxylate synthase." *Arch. Biochem. Biophys.* 421:85-90, 2004.
- 5 Kocsic, M.G. et al., "Insertional inactivation of the methionine S-methyltransferase gene eliminates the S-methylmethionine cycle and increases the methylation ratio." *Plant Physiol.* 131:1808-1815, 2003.
- Kumar, S. et al., "Gene targeting in plants: fingers on the move." *Trends Plant Sci.* 11:159-161,2006.
- 10 Lal, S. et al., "A splice site mutant of maize activates cryptic splice sites, elicits intron inclusion and exon exclusion, and permits branch point elucidation." *Plant Physiol.* 121:411-418, 1999.
- Maquat, L.E. and Carmichael, G.G., "Quality control of mRNA function." *Cell* 104:173-176,2001.
- McElroy, D. and Jacobsen, J., "What's brewing in barley biotechnology?" *Bio/Technology* 13:245-249, 1995.
- 15 Meilgaard, M.C., "Prediction of flavour differences between beers from their chemical composition." *J. Agric. Food Chem.* 30:1009-1017, 1982.
- Mendell, J.T. and Dietz, H.C., "When the message goes awry: Disease-producing mutations that influence mRNA content and performance." *Cell* 107:411-414, 2002.
- 20 Mudd, S.H. and Datko, A.H., "The S-methylmethionine cycle in *Lemna paucicostata*." *Plant Physiol.* 93:623-630, 1990.
- 25 Nevo, E. "Origin, evolution, population genetics and resources for breeding of wild barley, *Hordeum spontaneum*, in the Fertile Crescent." In Shewry, P.R. (ed.): "Barley: Genetics, Biochemistry, Molecular Biology and Biotechnology," pp. 19-43. CAB International, Wallingford, UK. ISBN 0-85198-725-7, 1992. 1992.
- Pimenta, M.J. et al., "Determination of S-adenosyl-L-methionine:L-methionine S-methyltransferase activity by selective adsorption of [methyl-3H]S-adenosylmethionine onto activated charcoal." *Anal. Biochem.* 225:167-169, 1995.
- 30 Phenomenex, "HPLC application." ID No.: 15992, 2006.
- Ranocha, P. et al., "The S-methylmethionine cycle in angiosperms: ubiquity, antiquity and activity." *Plant J.* 25:575-584, 2001.
- 35 Rasmussen, S.K. and Hatzack, F., "Identification of two low-phytate barley (*Hordeum vulgare* L.) grain mutants by TLC and genetic analysis." *Hereditas* 129:107-112, 1998.
- 40 Robbins M.P. et al., "Gene manipulation of condensed tannins in higher plants." *Plant Physiol.* 116:1133-1144, 1998.
- Sambrook, J. and Russell, D.W., "Molecular cloning. A laboratory manual, 3rd Ed.", Cold Spring Harbor Laboratory Press, Cold Spring Harbor, New York, U.S.A. ISBN 0-87969-577-3, 2001.
- 45 Scheuren, H. and Sommer, K., "Vaporescence versus boiling - Expulsion of aromatic compounds during the whole wort production." 3rd World Brewing Congress, Presentation O-55, Program Book, p. 92 and attached presentation slides, 2008.
- 50 Sinibaldi, R.M. and Mettler I.J., "Intron splicing and intron-mediated enhanced expression in monocots." *Prog. Nucleic Acid Res. Mol. Biol.* 42:229-257, 1992.
- Stahl, Y. et al., "Antisense downregulation of the barley limit dextrinase inhibitor modulates starch granule sizes distribution, starch composition and amylopectin structure". *Plant J.* 39:599-611, 2004.
- 55 Tagmount, A. et al., "An essential role of S-adenosyl-L-methionine:L-methionine S-methyltransferase in selenium volatilization by plants. Methylation of selenomethionine to selenium-methyl-L-selenium-methionine, the precursor of volatile selenium." *Plant Phys.* 130:847-856, 2002.

EP 2 373 154 B1

Thanbichler, M. et al., "S-Methylmethionine metabolism in Escherichia coli." J. Bacteriol. 181:662-665, 1998.

Tzfira, T. and White, C., "Towards targeted mutagenesis and gene replacement in plants." Trends Biotechnol. 23:567-569, 2005.

5

von Bothmer, R. "The wild species of *Hordeum*: Relationships and potential use for Improvement of cultivated barley." In Shewry, P. R. (ed.): "Barley: Genetics, Biochemistry, Molecular Biology and Biotechnology," pp. 3-18. CAB International, Wallingford, UK. ISBN 0-85198-725-7, 1992.

10

Wu, J. et al., "Nonsense-mediated mRNA decay (NMD) silences the accumulation of aberrant trypsin proteinase inhibitor mRNA in *Nicotiana attenuata*." Plant J. 51:693-706,2007.

Table 10. Sequence listing.

15

SEQ ID	Type	Description	
NO:1	Nucleic acid	Barley cDNA of cv. Haruna Nijo, spanning the start and stop codons of the gene for MMT. cDNA, open reading frame for MMT. Sequence extracted from GenBank accession no. AB028870	
20	NO:2	Protein	Sequence for barley MMT of cv. Haruna Nijo, translated from SEQ ID NO:1.
	NO:3	Nucleic acid	Barley gDNA of cv. Prestige, genomic sequence spanning the start and stop codons of the gene for MMT.
	NO:4	Nucleic acid	Barley cDNA of cv. Prestige, spanning the start and stop codons of the gene for MMT, cDNA sequence of the open reading frame for MMT.
25	NO:5	Nucleic acid	Re-cloned barley cDNA of cv. Prestige; re-cloned cDNA of the open reading frame for MMT spanning the start and stop codons of the gene for MMT, but containing three mutations (cf. Example 10). Utilized for heterologous expression of barley MMT in <i>E. coli</i> .
	NO:6	Protein	Sequence for barley MMT of cv. Prestige, translated from SEQ ID NO:4.
30	NO:7	Protein	Sequence for MMT of barley, cv. Prestige, translated from SEQ ID NO:5, utilized for synthesis of MMT in <i>E. coli</i> .
	NO:8	Nucleic acid	Barley gDNA of Mutant 8063, Genomic sequence for MMT spanning the start and stop codons of the gene for MMT.
	NO:9	Nucleic acid	Sequence of amplified RT-PCR fragment of barley cv. Prestige, corresponding to Product 1 in FIG. 12B,C.
35	NO:10	Nucleic acid	Sequence of amplified RT-PCR fragment of barley Mutant 8063, corresponding to Product 2 in FIG. 12B,C.
	NO:11	Protein	Entire translated sequence derived from mis-spliced RNA of Mutant 8063, said RNA functioning as template in the RT-PCR amplification yielding Product 2 in FIG. 12B,C.
40	NO:12	Nucleic acid	Sequence of amplified RT-PCR fragment of barley Mutant 8063, corresponding to Product 3 in FIG. 12B,C.
	NO:13	Protein	Entire translated sequence derived from mis-spliced RNA of barley Mutant 8063, said RNA functioning as template in the RT-PCR amplification yielding Product 3 in FIG. 12B,C.
	NO:14	Nucleic acid	Sequence of amplified RT-PCR fragment of barley Mutant 8063, corresponding to Product 4 in FIG. 12B,C.
45	NO:15	Protein	Entire translated sequence derived from mis-spliced RNA of Mutant 8063, said RNA functioning as template in the RT-PCR amplification yielding Product 4 in FIG. 12B,C.
	NO:16	Nucleic acid	Barley gDNA of cv. Sebastian, Genomic sequence for MMT spanning the start and stop codons of the gene for MMT.
50	NO:17	Nucleic acid	Barley cDNA of cv. Sebastian, cDNA sequence of the open reading frame for MMT spanning the start and stop codons of the gene for MMT.
	NO:18	Protein	Sequence for barley MMT of cv. Sebastian, translated from SEQ ID NO:17.
	NO:19	Nucleic acid	Barley gDNA of Mutant 14018, Genomic sequence for MMT spanning the start and stop codons of the gene for MMT.
55	NO:20	Nucleic acid	Sequence of amplified RT-PCR fragment of barley cv. Sebastian, corresponding to Product 5 in FIG. 16B,C.

EP 2 373 154 B1

(continued)

SEQ ID	Type	Description
5 NO:21	Nucleic acid	Sequence of amplified RT-PCR fragment of barley Mutant 14018, corresponding to Product 6 in FIG. 16B,C.
NO:22	Protein	Entire translated sequence derived from mis-spliced RNA of Mutant 14018, said RNA functioning as template in the RT-PCR amplification yielding Product 6 in FIG. 16B,C.
NO:23	Nucleic acid	Sequence of amplified RT-PCR fragment of barley Mutant 14018, corresponding to Product 7 in FIG. 16B,C.
10 NO:24	Protein	Entire translated sequence derived from mis-spliced RNA of barley Mutant 14018, said RNA functioning as template in the RT-PCR amplification yielding Product 7 in FIG. 16B,C.
NO:25	Nucleic acid	Sequence of amplified RT-PCR fragment of barley Mutant 14018, corresponding to Product 8 in FIG. 16B,C.
15 NO:26	Protein	Entire translated sequence derived from mis-spliced RNA of barley Mutant 14018, said RNA functioning as template in the RT-PCR amplification yielding Product 8 in FIG. 16B,C.
NO:27	Nucleic acid	SacII-BamHI fragment of Product 2 (FIG. 12B,C) - with a BamHI site introduced directly downstream of the translational stop codon - for construction of expression plasmid pET19b-Line8063-Prod2 (cf. FIG. 13B).
20 NO:28	Nucleic acid	SacII-BamHI fragment of Product 3 (FIG. 12B,C) - with a BamHI site introduced directly downstream of the translational stop codon - for construction of expression plasmid pET19b-Line8063-Prod3 (cf. FIG. 13C) (identical to SEQ ID NO:27).
NO:29	Nucleic acid	SacII-BamHI fragment of Product 4 (FIG. 12B,C) - with a BamHI site introduced directly downstream of the translational stop codon - for construction of expression plasmid pET19b-Line8063-Prod4 (cf. FIG. 13D).
25 NO:30	Nucleic acid	SacII-BamHI fragment of Product 6 (FIG. 16B,C) - with a BamHI site introduced directly downstream of the translational stop codon - for construction of expression plasmid pET19b-Line14018-Prod6 (cf. FIG. 17B).
NO:31	Nucleic acid	SacII-BamHI fragment of Product 7 (FIG. 16B,C) - with a BamHI site introduced directly downstream of the translational stop codon - for construction of expression plasmid pET19b-Line14018-Prod7 (cf. FIG. 17C).
30 NO:32	Nucleic acid	SacII-BamHI fragment of Product 8 (FIG. 16B,C) - with a BamHI site introduced directly downstream of the translational stop codon - for construction of expression plasmid pET19b-Line14018-Prod8 (cf. FIG. 17D).
35 NO:33	Nucleic acid	PCR fragment generated from genomic DNA of cv. Prestige, amplified using primer set no. 20 (cf. Table 7).
NO:34	Nucleic acid	PCR fragment generated from genomic DNA of Mutant 8063, amplified using primer set no. 21 (cf. Table 7).
40 NO:35	Nucleic acid	PCR fragment generated from genomic DNA of cv. Sebastian, amplified using primer set no. 29 (cf. Table 9).
NO:36	Nucleic acid	PCR fragment generated from genomic DNA of Mutant 14018, amplified using primer set no. 30 (cf. Table 9).
NO:37	Nucleic acid	Forward primer for amplification of the genomic sequence encoding barley MMT.
45 NO:38	Nucleic acid	Forward primer for amplification of the genomic sequence encoding barley MMT.
NO:39	Nucleic acid	Forward primer for amplification of the genomic sequence encoding barley MMT.
50 NO:40	Nucleic acid	Forward primer for amplification of the genomic sequence encoding barley MMT.
NO:41	Nucleic acid	Forward primer for amplification of the genomic sequence encoding barley MMT.
NO:42	Nucleic acid	Forward primer for amplification of the genomic sequence encoding barley MMT.
55 NO:43	Nucleic acid	Reverse primer for amplification of the genomic sequence encoding barley MMT.

EP 2 373 154 B1

(continued)

SEQ ID	Type	Description
5	NO:44	Nucleic acid Reverse primer for amplification of the genomic sequence encoding barley MMT.
	NO:45	Nucleic acid Reverse primer for amplification of the genomic sequence encoding barley MMT.
	NO:46	Nucleic acid Reverse primer for amplification of the genomic sequence encoding barley MMT.
10	NO:47	Nucleic acid Reverse primer for amplification of the genomic sequence encoding barley MMT.
	NO:48	Nucleic acid Reverse primer for amplification of the genomic sequence encoding barley MMT.
15	NO:49	Nucleic acid Forward primer for amplification of the cDNA sequence encoding barley MMT
	NO:50	Nucleic acid Forward primer for amplification of the cDNA sequence encoding barley MMT
	NO:51	Nucleic acid Forward primer for amplification of the cDNA sequence encoding barley MMT
20	NO:52	Nucleic acid Forward primer for amplification of the cDNA sequence encoding barley MMT
	NO:53	Nucleic acid Forward primer for amplification of the cDNA sequence encoding barley MMT
25	NO:54	Nucleic acid Forward primer for amplification of the cDNA sequence encoding barley MMT
	NO:55	Nucleic acid Forward primer for amplification of the cDNA sequence encoding barley MMT
30	NO:56	Nucleic acid Forward primer for amplification of the cDNA sequence encoding barley MMT
	NO:57	Nucleic acid Reverse primer for amplification of the cDNA sequence encoding barley MMT
	NO:58	Nucleic acid Reverse primer for amplification of the cDNA sequence encoding barley MMT
35	NO:59	Nucleic acid Reverse primer for amplification of the cDNA sequence encoding barley MMT
	NO:60	Nucleic acid Reverse primer for amplification of the cDNA sequence encoding barley MMT
40	NO:61	Nucleic acid Reverse primer for amplification of the cDNA sequence encoding barley MMT
	NO:62	Nucleic acid Reverse primer for amplification of the cDNA sequence encoding barley MMT
	NO:63	Nucleic acid Reverse primer for amplification of the cDNA sequence encoding barley MMT
45	NO:64	Nucleic acid Reverse primer for amplification of the cDNA sequence encoding barley MMT
	NO:65	Nucleic acid Forward primer to detect alternative splicing of the gene encoding barley MMT.
50	NO:66	Nucleic acid Forward primer to detect alternative splicing of the gene encoding barley MMT.
	NO:67	Nucleic acid Reverse primer to detect alternative splicing of the gene encoding barley MMT.
55	NO:68	Nucleic acid Reverse primer to detect alternative splicing of the gene encoding barley MMT.
	NO:69	Peptide His-tag
	NO:70	Peptide Enterokinase site

EP 2 373 154 B1

(continued)

SEQ ID	Type	Description
5	NO:71 Nucleic acid	Forward primer to amplify the protein coding sequence of the barley gene for MMT.
	NO:72 Nucleic acid	Reverse primer to amplify the protein coding sequence of the barley gene for MMT.
	NO:73 Nucleic acid	Forward primer for amplification of DNA fragments of Mutant 8063
10	NO:74 Nucleic acid	Reverse primer for amplification of DNA fragments of Mutant 8063
	NO:75 Nucleic acid	Forward primer for amplification of DNA fragments of Mutant 8063
15	NO:76 Nucleic acid	Reverse primer for amplification of DNA fragments of Mutant 8063
	NO:77 Nucleic acid	Forward primer for SNP detection of Mutant 8063
	NO:78 Nucleic acid	Forward primer for SNP detection of Mutant 8063
20	NO:79 Nucleic acid	Forward primer for SNP detection of Mutant 8063
	NO:80 Nucleic acid	Forward primer for SNP detection of Mutant 8063
25	NO:81 Nucleic acid	Reverse primer for SNP detection of Mutant 8063
	NO:82 Nucleic acid	Reverse primer for SNP detection of Mutant 8063
	NO:83 Nucleic acid	Reverse primer for SNP detection of Mutant 8063
30	NO:84 Nucleic acid	Reverse primer for SNP detection of Mutant 8063
	NO:85 Nucleic acid	Forward primer for amplification of DNA fragments of Mutant 14018
35	NO:86 Nucleic acid	Reverse primer for amplification of DNA fragments of Mutant 14018
	NO:87 Nucleic acid	Forward primer for amplification of DNA fragments of Mutant 14018
40	NO:88 Nucleic acid	Reverse primer for amplification of DNA fragments of Mutant 14018
	NO:89 Nucleic acid	Forward primer for amplification of DNA fragments of Mutant 14018
	NO:90 Nucleic acid	Reverse primer for amplification of DNA fragments of Mutant 14018
45	NO:91 Nucleic acid	Forward primer for amplification of DNA fragments of Mutant 14018
	NO:92 Nucleic acid	Reverse primer for amplification of DNA fragments of Mutant 14018
50	NO:93 Nucleic acid	Forward primer for amplification of DNA fragments of Mutant 14018
	NO:94 Nucleic acid	Reverse primer for amplification of DNA fragments of Mutant 14018
55	NO:95 Nucleic acid	Forward primer for amplification of DNA fragments of Mutant 14018
	NO:96 Nucleic acid	Reverse primer for amplification of DNA fragments of Mutant 14018

EP 2 373 154 B1

(continued)

SEQ ID	Type	Description
5 NO:97	Nucleic acid	Forward primer for SNP detection of Mutant 14018
NO:98	Nucleic acid	Forward primer for SNP detection of Mutant 14018
NO:99	Nucleic acid	Forward primer for SNP detection of Mutant 14018
10 NO:100	Nucleic acid	Forward primer for SNP detection of Mutant 14018
NO:101	Nucleic acid	Reverse primer for SNP detection of Mutant 14018
15 NO:102	Nucleic acid	Reverse primer for SNP detection of Mutant 14018
NO:103	Nucleic acid	Reverse primer for SNP detection of Mutant 14018
20 NO:104	Nucleic acid	Reverse primer for SNP detection of Mutant 14018

SEQUENCE LISTING

[0239]

25

<110> Carlsberg Breweries A/S
Heineken Supply chain B.V.

30

<120> Barley and malt-derived beverages with low DMS levels

<130> P1600PC00

<160> 104

35

<170> PatentIn version 3.4

<210> 1

<211> 3267

<212> DNA

40

<213> Barley cv. Haruna Nijo

<400> 1

45

50

55

EP 2 373 154 B1

atggctgctg cggcggggga cgtggaggcg ttcttggcgg cgtgccaggc gtcgggctgac 60
 gggcgtacg gcgccccaa ggccgtgctg gagcggctcg aggcgccggc cacgcgcgcc 120
 5 gaggccaggc ggctcctcgg cgccgtgcca cggcgcttcg ccgccggcgg cccggccgcg 180
 gggctcgagt gcttccgcac cttccacttc cgcattccac acgtcgtcct cgacccccac 240
 ctccaaggat tccagcaaag aaagaagcta acaatgatgg agataccag cattttcatt 300
 10 ccagaagact ggtcattcac tttctacgag ggtctcaacc ggcattccaga ttccatcttc 360
 agggataaga cagtagcaga gctgggatgt ggcaatgggt ggatatccat tgcacttgca 420
 gaaaagtggg gcccttcgaa ggtttatggg ctggatataa acccaagacc tatcaagatt 480
 15 gcatggataa acctttactt gaatgcacta gacgacgat gtctcccaat ctatgatgcg 540
 gaggggaaaa cattgcttga cagagtcgaa ttctatgaat ctgatcttct ttcttactgt 600
 agagataaca agatagaact tgatcgcatt gttggatgca taccacagat tcttaacccc 660
 20 aatccagagg caatgtcaaa gattgtaact gaaaattcaa gtgaggagtt cttgtactcc 720
 ttgagcaact actgtgctct ccagggtttt gttgaggacc aatttggcct cgggttgatt 780
 gctcgggctg ttgaagaagg gatatctgtg ataaagccta gtggtcttat ggtattcaac 840
 25 atgggaggcc ggccaggaca aggtgtctgt gagcgcctat ttcttcgccg tggatttcgc 900
 atcaataagc tctggcaaac aaaaattatg caggctgccg acacagacat ctccgcttta 960
 gttgaaattg agaaaaatag ccggcatcgc ttcgagttct ttatggatct tgttggggat 1020
 30 cagcctgtgt gtgcgcgcac agcatgggca tacatgaaat ctgggtggccg catttcacat 1080
 gctttgtctg tgtatagctg tcaacttcgc cagcccaacc aggtgaagaa aatatttgag 1140
 ttctttaaag acggattcca tgaagtcagc agctccctcg atttgcctt tgatgatgat 1200
 35 tctgttctg atgaaaaaat tcctttccta gcatacctag ctagtctctt gcaagagaat 1260
 aagtctaate cttgtgagcc tccagctgga tgtttaaatt tccggaatct tgttgcctgga 1320
 tttatgaaga gttaccacca catcccatta actcctgata atgttgttgt gttcccatcc 1380
 40 cgtgctgttg caatcgaaaa tgctcttcgg ttgttctcac ctggacttgc aattgttgac 1440
 gaacaccta ccagacactt gcccaagcaa tggttaacat ctttagcaat tgaggaaagt 1500

45

50

55

EP 2 373 154 B1

aacctgcta aagatacagt aactgtaatc gaagcaccac gccaatcaga tttgctgatt 1560
 gagttgatca ggaaactgaa gccccagggt gttgttactg gcatggctca gtttgaggct 1620
 5 atcaccagtg ctgctttcgt gaacttatta agtgtaacga aagatggttg tccccgatta 1680
 ttactagata tttcagaaca tctggaattg tctagtctgc caagctcaaa tgggtgattg 1740
 aaatatcttg ctgggaagac cctgccttca catgcggtca tattgtgtgg cttagttaag 1800
 10 aatcaggttt attctgatct ggaagttgct tttgctatct ctgaagatcc aactgtttat 1860
 aaggcattgt cacaaactat tgagctattg gaaggacata cttctgtgat cagccagcac 1920
 tattatgggt gtcttttcca tgagctgctg gcatttcaaa ttggtgaccg gcatccacaa 1980
 15 caagagagag aacctgcaga agtgatatct aaggagatga tagggttttc aagttcagct 2040
 atgtccacc tagaaggagc tgagtttttc gttcctgggt ccatggaatc cgggtgcata 2100
 catatggatc tggaccgcag cttcttgcca gtacctctg cagtaaacgc ctccattttc 2160
 20 gaaagttttg ttcgtcagaa catcactgat tctgaaactg atgtccggtc cagcattcag 2220
 cagctgggtga aagatagcta tggtttctca gcaggcggtg cttctgaaat tatatacggg 2280
 aacacctgtc tcgctctctt caacaagctt gttctttgct gcatgcaaga acagggcacc 2340
 25 ttgcttttcc ccttggaac caacgggcat tatgtcaacg cagcaaagtt tgtgaatgca 2400
 accaccttga ctattccaac gaaggcagat tcaggcttca agatcgaacc aagtgtctca 2460
 gccgacacac tagagaaggt gtctcagccg tgggtctata tttctggccc cacaatcaac 2520
 30 cctactggct tctgtacag tgacgacgat atagcagagc tgctttctgt ctgtgcgaca 2580
 tacggagcca ggggtggtgat agatacctcc tctctgggtc tggagttcca agccaccggc 2640
 tgcagccagt ggaatttggg aagatgtctt tctaattgca agtcttcaaa gccctcggtc 2700
 35 tccgttgctc tgctcggaga gctgtccttt gagctgacca cggctgggct tgatttcggg 2760
 tttctgatta tgagcgactc gtccttgggt gacacatttt acagtttccc aagcttgagt 2820
 cggccacaca gcacgttgaa gtacactttc aggaagctgt tgggtcttaa gaaccagaag 2880
 40 gatcagcatt tctctgatct catccttgag cagaaggaga cgttgaagaa tcgtgccgac 2940
 cagttgatca agatgcttga gagctgcggc tgggacgctg tgggctgcca tggcggcatc 3000
 tcgatgcttg caaaaccgac cgcctacatt ggcaaatcgc tcaaggtgga cggctttgag 3060
 45 ggcaagctgg acagccacaa catgagggaa gccctcctga ggtccaccgg gctgtgcatt 3120
 agcagcagcg ggtggacagg ggtgccggac tactgccgct tcagctttgc tctggagagc 3180
 ggcgacttcg accgggcat ggagtgcac gcccggttca gggagctggg ccttgggtggc 3240
 50 ggtgctaagg tgaatggtag caactag 3267

<210> 2
 <211> 1088
 55 <212> PRT
 <213> Barley cv. Haruna Nijo
 <400> 2

EP 2 373 154 B1

Met Ala Ala Ala Ala Gly Asp Val Glu Ala Phe Leu Ala Ala Cys Gln
Page 2

5

10

15

20

25

30

35

40

45

50

55

EP 2 373 154 B1

	1								5							10					15	
5	Ala	Ser	Gly	Asp 20	Ala	Ala	Tyr	Gly	Ala 25	Ala	Lys	Ala	Val	Leu 30	Glu	Arg						
	Leu	Glu	Ala 35	Pro	Ala	Thr	Arg	Ala 40	Glu	Ala	Arg	Arg	Leu 45	Leu	Gly	Ala						
10	Val	Arg 50	Arg	Arg	Phe	Ala	Ala 55	Gly	Gly	Pro	Ala	Ala 60	Gly	Leu	Glu	Cys						
	Phe 65	Arg	Thr	Phe	His 70	Phe	Arg	Ile	His	Asp	Val 75	Val	Leu	Asp	Pro	His 80						
15	Leu	Gln	Gly	Phe	Gln 85	Gln	Arg	Lys	Lys	Leu 90	Thr	Met	Met	Glu	Ile 95	Pro						
	Ser	Ile	Phe	Ile 100	Pro	Glu	Asp	Trp	Ser 105	Phe	Thr	Phe	Tyr	Glu 110	Gly	Leu						
20	Asn	Arg	His 115	Pro	Asp	Ser	Ile	Phe 120	Arg	Asp	Lys	Thr	Val 125	Ala	Glu	Leu						
	Gly	Cys 130	Gly	Asn	Gly	Trp	Ile 135	Ser	Ile	Ala	Leu	Ala 140	Glu	Lys	Trp	Cys						
25	Pro 145	Ser	Lys	Val	Tyr	Gly 150	Leu	Asp	Ile	Asn	Pro 155	Arg	Pro	Ile	Lys	Ile 160						
	Ala	Trp	Ile	Asn	Leu 165	Tyr	Leu	Asn	Ala	Leu 170	Asp	Asp	Asp	Gly	Leu 175	Pro						
30	Ile	Tyr	Asp	Ala 180	Glu	Gly	Lys	Thr	Leu 185	Leu	Asp	Arg	Val	Glu 190	Phe	Tyr						
	Glu	Ser	Asp 195	Leu	Leu	Ser	Tyr	Cys 200	Arg	Asp	Asn	Lys	Ile 205	Glu	Leu	Asp						
35	Arg	Ile 210	Val	Gly	Cys	Ile	Pro 215	Gln	Ile	Leu	Asn	Pro 220	Asn	Pro	Glu	Ala						
	Met 225	Ser	Lys	Ile	Val	Thr 230	Glu	Asn	Ser	Ser	Glu 235	Glu	Phe	Leu	Tyr	Ser 240						
40	Leu	Ser	Asn	Tyr	Cys 245	Ala	Leu	Gln	Gly	Phe 250	Val	Glu	Asp	Gln	Phe 255	Gly						
	Leu	Gly	Leu	Ile 260	Ala	Arg	Ala	Val	Glu 265	Glu	Gly	Ile	Ser	Val 270	Ile	Lys						
45	Pro	Ser	Gly 275	Leu	Met	Val	Phe	Asn 280	Met	Gly	Gly	Arg	Pro 285	Gly	Gln	Gly						

EP 2 373 154 B1

Val Cys Glu Arg Leu Phe Leu Arg Arg Gly Phe Arg Ile Asn Lys Leu
 290 295 300
 5 Trp Gln Thr Lys Ile Met Gln Ala Ala Asp Thr Asp Ile Ser Ala Leu
 305 310 315 320
 10 Val Glu Ile Glu Lys Asn Ser Arg His Arg Phe Glu Phe Phe Met Asp
 325 330 335
 Leu Val Gly Asp Gln Pro Val Cys Ala Arg Thr Ala Trp Ala Tyr Met
 340 345
 15 Lys Ser Gly Gly Arg Ile Ser His Ala Leu Ser Val Tyr Ser Cys Gln
 355 360 365
 20 Leu Arg Gln Pro Asn Gln Val Lys Lys Ile Phe Glu Phe Leu Lys Asp
 370 375 380
 Gly Phe His Glu Val Ser Ser Ser Leu Asp Leu Ser Phe Asp Asp Asp
 385 390 395 400
 25 Ser Val Ala Asp Glu Lys Ile Pro Phe Leu Ala Tyr Leu Ala Ser Phe
 405 410 415
 30 Leu Gln Glu Asn Lys Ser Asn Pro Cys Glu Pro Pro Ala Gly Cys Leu
 420 425 430
 Asn Phe Arg Asn Leu Val Ala Gly Phe Met Lys Ser Tyr His His Ile
 435 440 445
 35 Pro Leu Thr Pro Asp Asn Val Val Val Phe Pro Ser Arg Ala Val Ala
 450 455 460
 40 Ile Glu Asn Ala Leu Arg Leu Phe Ser Pro Gly Leu Ala Ile Val Asp
 465 470 475 480
 Glu His Leu Thr Arg His Leu Pro Lys Gln Trp Leu Thr Ser Leu Ala
 485 490 495
 45 Ile Glu Glu Ser Asn His Ala Lys Asp Thr Val Thr Val Ile Glu Ala
 500 505 510
 50 Pro Arg Gln Ser Asp Leu Leu Ile Glu Leu Ile Arg Lys Leu Lys Pro
 515 520 525
 Gln Val Val Val Thr Gly Met Ala Gln Phe Glu Ala Ile Thr Ser Ala
 530 535 540
 55 Ala Phe Val Asn Leu Leu Ser Val Thr Lys Asp Val Gly Ser Arg Leu
 545 550 555 560

EP 2 373 154 B1

Leu Leu Asp Ile Ser Glu His Leu Glu Leu Ser Ser Leu Pro Ser Ser
 565 570 575
 5 Asn Gly Val Leu Lys Tyr Leu Ala Gly Lys Thr Leu Pro Ser His Ala
 580 585 590
 10 Ala Ile Leu Cys Gly Leu Val Lys Asn Gln Val Tyr Ser Asp Leu Glu
 595 600 605
 Val Ala Phe Ala Ile Ser Glu Asp Pro Thr Val Tyr Lys Ala Leu ser
 610 615 620
 15 Gln Thr Ile Glu Leu Leu Glu Gly His Thr Ser Val Ile Ser Gln His
 625 630 635 640
 Tyr Tyr Gly Cys Leu Phe His Glu Leu Leu Ala Phe Gln Ile Gly Asp
 645 650 655
 20 Arg His Pro Gln Gln Glu Arg Glu Pro Ala Glu Val Ile Ser Lys Glu
 660 665 670
 25 Met Ile Gly Phe Ser Ser Ser Ala Met Ser Thr Leu Glu Gly Ala Glu
 675 680 685
 Phe Phe Val Pro Gly Ser Met Glu Ser Gly Val Ile His Met Asp Leu
 690 695 700
 30 Asp Arg Ser Phe Leu Pro Val Pro Ser Ala Val Asn Ala Ser Ile Phe
 705 710 715 720
 35 Glu Ser Phe Val Arg Gln Asn Ile Thr Asp Ser Glu Thr Asp Val Arg
 725 730 735
 ser ser ile Gln Gln Leu Val Lys Asp Ser Tyr Gly Phe Ser Ala Gly
 740 745 750
 40 Gly Ala Ser Glu Ile Ile Tyr Gly Asn Thr Cys Leu Ala Leu Phe Asn
 755 760 765
 45 Lys Leu Val Leu Cys Cys Met Gln Glu Gln Gly Thr Leu Leu Phe Pro
 770 775 780
 Leu Gly Thr Asn Gly His Tyr Val Asn Ala Ala Lys Phe Val Asn Ala
 785 790 795 800
 50 Thr Thr Leu Thr Ile Pro Thr Lys Ala Asp Ser Gly Phe Lys Ile Glu
 805 810 815
 55 Pro Ser Ala Leu Ala Asp Thr Leu Glu Lys Val Ser Gln Pro Trp Val
 820 825 830

EP 2 373 154 B1

Tyr Ile Ser Gly Pro Thr Ile Asn Pro Thr Gly Phe Leu Tyr Ser Asp
 835 840 845
 5 Asp Asp Ile Ala Glu Leu Leu Ser Val Cys Ala Thr Tyr Gly Ala Arg
 850 855 860
 10 Val Val Ile Asp Thr Ser Ser Ser Gly Leu Glu Phe Gln Ala Thr Gly
 865 870 875 880
 Cys Ser Gln Trp Asn Leu Glu Arg Cys Leu Ser Asn Val Lys Ser Ser
 885 890 895
 15 Lys Pro Ser Phe Ser Val Val Leu Leu Gly Glu Leu Ser Phe Glu Leu
 900 905 910
 20 Thr Thr Ala Gly Leu Asp Phe Gly Phe Leu Ile Met Ser Asp Ser Ser
 915 920 925
 Leu Val Asp Thr Phe Tyr Ser Phe Pro Ser Leu Ser Arg Pro His Ser
 930 935 940
 25 Thr Leu Lys Tyr Thr Phe Arg Lys Leu Leu Gly Leu Lys Asn Gln Lys
 945 950 955 960
 30 Asp Gln His Phe Ser Asp Leu Ile Leu Glu Gln Lys Glu Thr Leu Lys
 965 970 975
 Asn Arg Ala Asp Gln Leu Ile Lys Met Leu Glu Ser Cys Gly Trp Asp
 980 985 990
 35 Ala Val Gly Cys His Gly Gly Ile Ser Met Leu Ala Lys Pro Thr Ala
 995 1000 1005
 40 Tyr Ile Gly Lys Ser Leu Lys Val Asp Gly Phe Glu Gly Lys Leu
 1010 1015 1020
 Asp Ser His Asn Met Arg Glu Ala Leu Leu Arg Ser Thr Gly Leu
 1025 1030 1035
 45 Cys Ile Ser Ser Ser Gly Trp Thr Gly Val Pro Asp Tyr Cys Arg
 1040 1045 1050
 50 Phe Ser Phe Ala Leu Glu Ser Gly Asp Phe Asp Arg Ala Met Glu
 1055 1060 1065
 Cys Ile Ala Arg Phe Arg Glu Leu Val Leu Gly Gly Gly Ala Lys
 1070 1075 1080
 55 Val Asn Gly Ser Asn
 1085

<210> 3

EP 2 373 154 B1

<211> 6459

<212> DNA

<213> Barley cv. Prestige

5 <400> 3

10

15

20

25

30

35

40

45

50

55

EP 2 373 154 B1

atggctgcgg cggcggggga cgtggaggcg ttcctggcgg cgtgccaggc gtcgggcgac 60
 gcggcgtacg gcgcccghaa ggccgtgctg gagcggctcg aggcgccggc cacgcgcgcc 120
 5 gaggccaggc ggctcctcgg cgccgtgcga cggcgcctcg ccgccggcgg cccggccgcg 180
 gggctcgagt gcttccgcac cttccacttc cgcattccag acgtcgtcct cgacccccac 240
 ctccaagggt gcccgcccc ttcctacac acccgttgtc gaccgcctc tctttcgcg 300
 10 atctggccgt caaaagcacg cggcttggtg gaaatcaagc ctgcaatcct gatccgttta 360
 tggctggcca gtcgatcagt aatttggcca taactggagt ataacctgg tctctaattc 420
 ctacctgacc atataccgag ttggttttct tcttcttgt ttccgtattt gtgtagtttt 480
 15 tctttttctt tcgagcatga tgttctttga attaatgctg accagactcc agtaattcga 540
 cttttgaaat tttggcgagt gttcttggaa ttataaacac aacgaggctt tgatcaagtg 600
 gtttatgtag aggagtgttt ttgttcttgt gcaccgtata caattctcta tttcccaaca 660
 20 attttgatgg cctctaagca tcctgtagtc atgtctactg tgtaagctac agatttattc 720
 atgtctatgt gtaagctgca aatggagaga aaagctatct atttggttgt tccagcttgt 780
 tctttggcag aacaatcctg cccatcctat caccataagt ataaaagcac gacaaatgag 840
 25 tggggcaagc atgctgcca gctaatacac gacataagct acatattttg aggggcattg 900
 tatctttttt tttcccttct actcagtttc tctttggga gaacaatcct actcaacctc 960
 taatcataag aataaaagca agacagatga gtgctgcaga ctattggcat atataacaac 1020
 30 taaataggac atctgtccgc tataatctta gtaataatt gtatatagac gcagtctttg 1080
 tgctggaaaa actgcaacta aatattttct tacattatat ggaatctggg tgtgatatga 1140
 cttctttggt acgttttgtg tgcataaagc attaaacttct gtcttttagtt ggcgcagcgg 1200
 35 taaaaacacc cattgcttaa tattttatft gctttccgta gcttgataaa atttcaactg 1260
 cttctaggat tccagcaaag aaagaagcta acaatgatgg agataccag cattttcatt 1320
 ccagaagact ggtcattcac tttctacgag ggtctcaacc ggcattcaga ttccatcttc 1380
 40 agggataaga cagtagcaga gctgggatgt ggcaatggtt ggatatccat tgcacttgca 1440
 gaaaagtggg gcccttcgaa ggttggcacc tcttgttccg tagatattta tcttatctcg 1500
 tttggtgcaa acatgggacc tgcagaagtt agacatttac tcaggttact ttatatgaaa 1560
 45 cttttagggt tctgccagta gtctgctggt ggtctaattt tcttgggata cctgatgccg 1620
 tcgagcatat tgctttcaaa ttttgggcaa ggcattacca ccacatattg tttctacaat 1680
 gctgaacaat tgctctcctt tgaaaggaag aaaaacaaga atgacatgca ccttagtagt 1740
 50 ttaagccaca aataccagcg aatcaaatta gtttgagtc agcttggcat taccttactt 1800
 gagccttggg tgttcttttg aaggtttatg gtctggatat aaaccaaga gctatcaaga 1860
 ttgcatggat aaacctttac ttgaatgcac tagacgacga tggctctcca atctatgat 1920

55

EP 2 373 154 B1

	cggaggggaa	aacattgctt	gacagagtcg	aattctatga	atctgatctt	ctttcttact	1980
	gtagagataa	caagatagaa	cttgatcgca	ttgttggatg	cataccacag	gtacggtcag	2040
5	gtttttacca	atctcctgtg	aatggggatt	atagtcgatc	agaacttgat	caaaatgccc	2100
	ttaatatctg	ccttcagat	tcttaacccc	aatccagagg	caatgtcaaa	gattgtaact	2160
	gaaaattcaa	gtgaggagt	cttgactacc	ttgagcaact	actgtgctct	ccaggtgagt	2220
10	tgagatctat	ttaaactcaa	gccattcagt	ttacctggtt	ctaaatgggt	acctatgtca	2280
	gagtctccaa	atctttttct	tttctcaaac	agcaaagaga	gaagaaaact	tttaagttct	2340
	atcctgaaat	tgactttaca	atgcttgttc	ataatctgct	tacgaaatat	gcgtttgaac	2400
15	atctctcttt	tccttgtagg	catgtggcca	gacctttata	taagaaaatg	aagtttttgt	2460
	agaaataatg	tatgctttgt	acttatgaca	tggttccacc	agtataatca	atttaagtct	2520
	aggtagttag	gaacctagga	tggagagcac	cgacagtgtt	taatataat	atgtcgatag	2580
20	ggggtttagc	gtccaaatcc	acctcaagtt	caacctattg	cataactttt	ggtcttacia	2640
	cctgtatgga	caaatgtgat	cagcacccca	gtctttccta	taaaaatgtc	tgctggaata	2700
	tggaattatt	aacagcggta	tttattttta	ccctgtttta	ttttttcctt	tgctaaaaga	2760
25	atgataatcc	ttatgccacg	aggttacatt	gtattactca	agtcaatatt	tgttactatg	2820
	gctgattgta	cgattccagc	ttccggttgt	taattttggt	atgtttgtga	actttgctgc	2880
	attcaggggt	ttgttgagga	ccaatttggc	ctcgggttga	ttgctcgggc	tgttgaagaa	2940
30	gggatatctg	tgataaagcc	tagtggtctt	atggtattca	acatgggagg	ccggccagga	3000
	caaggtgtct	gtgagcgcct	atctctacgc	cgtggatttc	gcaccaataa	gctctggcaa	3060
	acaaaaatta	tgaggttagc	aattctttga	gtgactagat	gttaactaat	cccagtgttt	3120
35	ttccatgcca	gcaacagcat	tatatcctgg	ttagaggaat	atgctcttca	tgttgcacac	3180
	caatcttcag	ctgggcctag	aattttcatc	taccggctta	catttttaca	ttacagaacc	3240
	aatttttggt	gaggatcatt	accaactagt	tgggtctttg	caggctgctg	acacagacat	3300
40	ctccgcttta	gttgaaattg	agaaaaatag	ccgacatcgc	ttcgagttct	ttatggatct	3360
	tgttggggat	cagcctgtgt	gtgcgcgcac	agcatgggca	tacatgaaat	ctggtggccg	3420
	catttcacat	gctttgtctg	tgtatagctg	tcaacttcgc	cagcccaacc	aggtacctat	3480
45	actctctgat	tagatcttta	caacaataat	atagtaatgt	caggaataat	aataatttgg	3540
	agaatttcag	gtgaagaaaa	tatttgagtt	ccttaaagac	ggattccatg	aagtcagcag	3600
	ctccctcgat	ttgtcctttg	atgatgattc	tgttgctgat	gaaaaaattc	ctttcctagc	3660
50	atacctagct	agtttcttgc	aagagaataa	gtctaactct	tgtgagcctc	cagctggatg	3720
	tttaaatttc	cggaatcttg	ttgctggatt	tatgaagagt	taccaccaca	tccattaac	3780
	tcctgatgta	agacttggtg	tctattgctt	acaattatgt	ttgcttatta	gaaattcata	3840
55	agatcaacct	atgtgatgct	tctcacgtat	gcttcatgtg	acacttcctt	ttcctctggt	3900
	gcaccagaat	gttgttgtgt	tcccatcccc	tgctgttgca	atcgaaaatg	ctcttcggtt	3960
	gttctcacct	ggacttgcaa	ttgttgacga	acacctaacc	agacacttgc	ccaagcaatg	4020

EP 2 373 154 B1

gttaacatct ttagcaattg aggtactttg accgatactc cccctctttct ttctgtgttt 4080
 ggaactgtgg aaaatacatg tgttctgtga agaaaaagtt atgctgacaa gaatttcgat 4140
 5 gttattgcca ttcttctaaa tttcaggaaa gtaaccatgc taaagataca gtaactgtaa 4200
 tcgaagcacc acgccaatca gatttgctga ttgagttgat caggaaactg aagcctcagg 4260
 ttgttgttac tggcatggct cagtttgagg ctatcaccag tgctgctttc gtgaacttat 4320
 10 taagtgtaac gaaagatggt ggttccccgat tattactaga tatttcagaa catctggaat 4380
 tgtctagtct gccaaagctca aatgggtgat tgaaatatct tgctgggaag accctgcctt 4440
 cacatgcggc tatattgtgt ggcttagtta agaatcagggt gtgtgtcaat cagcctgaac 4500
 15 tctagttgaa ctgttgtgca tactatatag aatatcttga cttttatatg tactttagaa 4560
 aactgttta aatgtactca tttctttttg cttcatttta cttgcagggt tattctgatc 4620
 tggaaagttgc ttttgctatc tctgaagatc caactgttta taaggcattg tcacaaacta 4680
 20 ttgagctatt ggaaggacat acttctgtga tcagccagca ctattatggt tgtcttttcc 4740
 atgagctgct ggcatttcaa attggtgacc ggcattccaca acaagaggta aacatggctt 4800
 gcctcttcca gttctccatc tcaactcagtt ctgtccacaa ggtgccgaat gatctgttca 4860
 25 agtggacact cccctcagca cgggcaagct agtccatgaa tttggattag ttccctctta 4920
 gctgggtact tcgattacac cacaatgagc tcctcaacgt ggtctggttt atgtttttca 4980
 tgttttccct ctaatgtttg gttgctcttt ttcagagaga acctgcagaa gtgatatcta 5040
 30 aggagatgat agggttttca agttcagcta tgtccaccct agaaggagct gagtttttcg 5100
 ttcttggttc catggaatcc ggtgtcatac atatggatct ggaccgcagc ttcttgccag 5160
 taccttctgc agtaaacgcc tccattttcg aaagttttgt tcgtcagaac atcactgatt 5220
 ctgaaaccga tgtccgttcc agcattcagc agctggtgaa agatagctat ggtttctcag 5280
 35 caggcgggtc ttctgaaatt atatacggga acacctgtct cgcgctcttc aacaagcttg 5340
 ttctttgctg catgcaagaa cagggcacct tgcttttccc cttgggaacc aacgggcatt 5400
 acgtcaacgc agcaaagttt gtgaatgcaa ccaccttgac tattccaacg aaggcagatt 5460
 40 caggcttcaa gatcgaacca agtgtcttag ccgacacact agagaagggt tctcagccgt 5520
 gggctctatat ttctggcccc acaatcaacc ctactggctt cctgtacagt gacgacgata 5580
 tagcagagct gctttctgtc tgtgcgacat accgagccag ggtgggtgata gatacctcct 5640
 45 cctctgggtct ggagttccaa gccaccggct gcagccagtg gaatttgaa agatgtcttt 5700
 ctaatgtcaa gtcttcaaag cctctgttct ccgttgtcct gctcggagag ctgtcctttg 5760
 agctgaccac ggctgggctt gatttcgggt ttctgattat gagcgactcg tccttggtt 5820
 50 acacatttta cagtttccca agcttgagtc ggccacacag cacgttgaag tacacgttca 5880
 ggaagctggt gggctcttaag aaccagaagg atcagcattt ctctgatctc atccttgagc 5940
 agaaggagac gttgaagaat cgtgccgacc agttgatcaa ggtatgcctt ttgggatatc 6000
 55 ctgtgtttag gctctctgtt ttcttccctt gatcagctct ccgatccctt tacatcetta 6060

EP 2 373 154 B1

ggctaatttc agtacttcaa gtttgccacg catttctgac atattctttc ctcttgTTTT 6120
atTTTcctgt gatgtgatga acagacgctt gagagctgCG gctgggacgc tgtgggctgc 6180
5 catggcggca tctcgatgct tgcaaaaccg accgcctaca ttggcaaatc gctcaaggtg 6240
gacggctttg agggcaagct ggacagccac aacatgaggg aagccctcct gaggtccacc 6300
gggctgtgca ttagcagcag cgggtggaca ggggtgccgg actactgccg cttcagcttt 6360
10 gctctggaga gcggcgactt cgaccgggcc atggagtgca tcgcccggtt cagggagctg 6420
gtccttggtg gcggtgctaa ggtgaatggt agcaactag 6459

15 <210> 4
<211> 3267
<212> DNA
<213> Barley cv. Prestige

20 <400> 4

25

30

35

40

45

50

55

EP 2 373 154 B1

	atggctgctg	cgccggggga	cgtggaggcg	ttcctggcgg	cgtgccaggc	gtcgggctgac	60
	gccccgtacg	gcgccgcca	ggccgtgctg	gagcggctcg	aggcgccggc	cacgcgcgcc	120
5	gaggccaggc	ggctcctcgg	cgccgtgcca	cgccgcttcg	ccgccggcgg	cccggccgcg	180
	gggctcgagt	gcttccgcac	cttccacttc	cgcacccacg	acgtcgtcct	cgacccccac	240
	ctccaaggat	tccagcaaag	aaagaagcta	acaatgatgg	agatacccag	cattttcatt	300
10	ccagaagact	ggtcattcac	tttctacgag	ggtctcaacc	ggcatccaga	ttccatcttc	360
	agggataaga	cagtagcaga	gctgggatgt	ggcaatgggt	ggatatccat	tgcaactgca	420
	gaaaagtggg	gcccttcgaa	ggtttatggg	ctggatataa	acccaagagc	tatcaagatt	480
15	gcatggataa	acctttactt	gaatgcacta	gacgacgatg	gtctcccaat	ctatgatgcg	540
	gaggggaaaa	cattgcttga	cagagtcgaa	ttctatgaat	ctgatcttct	ttcttactgt	600
	agagataaca	agatagaact	tgatcgcatt	gttggatgca	taccacagat	tcttaacccc	660
20	aatccagagg	caatgtcaaa	gattgtaact	gaaaattcaa	gtgaggagtt	cttgactctc	720
	ttgagcaact	actgtgctct	ccagggtttt	gttgaggacc	aatttggcct	cgggttgatt	780
	gctcgggctg	ttgaagaagg	gatatctgtg	ataaagccta	gtggtcttat	ggtattcaac	840
25	atgggaggcc	ggccaggaca	aggtgtctgt	gagcgcctat	ttctacgccg	tggatttcgc	900
	atcaataagc	tctggcaaac	aaaaattatg	caggctgctg	acacagacat	ctccgcitta	960
	gttgaaattg	agaaaaatag	ccgacatcgc	ttcgagttct	ttatggatct	tgttggggat	1020
30	cagcctgtgt	gtgcgcgcac	agcatgggca	tacatgaaat	ctggtggccg	catttcacat	1080
	gctttgtctg	tgtatagctg	tcaacttcgc	cagcccaacc	aggtgaagaa	aatatttgag	1140
	ttccttaaag	acggattcca	tgaagtcagc	agctccctcg	atgtgtcctt	tgatgatgat	1200
35	tctgttgctg	atgaaaaaat	tcctttccta	gcatacctag	ctagtttctt	gcaagagaat	1260
	aagtctaatc	cttgtgagcc	tccagctgga	tgtttaaatt	tccggaatct	tgttgctgga	1320
	tttatgaaga	gttaccacca	catcccatta	actcctgata	atgttgttgt	gttcccatcc	1380
40	cgtgctggtg	caatcgaaaa	tgctcttcgg	ttgttctcac	ctggacttgc	aattgttgac	1440

45

50

55

EP 2 373 154 B1

gaacaccta ccagacactt gcccaagcaa tggttaacat ctttagcaat tgaggaaagt 1500
 aaccatgcta aagatacagt aactgtaatc gaagcaccac gccaatcaga ttgctgatt 1560
 5 gagttgatca ggaaactgaa gcctcagggt gttgttactg gcatggctca gtttgaggct 1620
 atcaccagtg ctgctttcgt gaacttatta agtgtaacga aagatggttg ttcccgatta 1680
 ttactagata tttcagaaca tctggaattg tctagtctgc caagetcaaa tgggtgattg 1740
 10 aaatatcttg ctgggaagac cctgccttca catgcggcta tattgtgtgg cttagttaag 1800
 aatcagggtt attctgatct ggaagttgct ttgctatct ctgaagatcc aactgtttat 1860
 aaggcattgt cacaaactat tgagctattg gaaggacata cttctgtgat cagccagcac 1920
 15 tattatgggt gtcttttcca tgagctgctg gcatttcaaa ttggtgaccg gcatccacaa 1980
 caagagagag aacctgcaga agtgatatct aaggagatga tagggttttc aagttcagct 2040
 atgtccacc tagaaggagc tgagtttttc gttcctgggt ccatggaatc cgggtgcata 2100
 20 catatggatc tggaccgcag cttcttgcca gtacctctg cagtaaacgc ctccattttc 2160
 gaaagttttg ttcgctcaga catcactgat tctgaaaccg atgtccgttc cagcattcag 2220
 cagctgggtga aagatagcta tggtttctca gcaggcgggt cttctgaaat tatatacggg 2280
 25 aacacctgtc tcgctctctt caacaagctt gttctttgct gcatgcaaga acagggcacc 2340
 ttgcttttcc ccttgggaac caacgggcat tacgtcaacg cagcaaagtt tgtgaatgca 2400
 accaccttga ctattccaac gaaggcagat tcaggcttca agatcgaacc aagtgtctta 2460
 30 gccgacacac tagagaaggt gtctcagccg tgggtctata tttctggccc cacaatcaac 2520
 cctactggct tcctgtacag tgaccagcat atagcagagc tgctttctgt ctgtgcgaca 2580
 tacggagcca ggggtggtgat agatacctcc tcctctggtc tggagtcca agccaccggc 2640
 35 tgcagccagt ggaatttggg aagatgtctt tctaagtca agtcttcaaa gccctcgttc 2700
 tccgttgtcc tgctcggaga gctgtccttt gagctgacca cggctgggct tgatttcggg 2760
 tttctgatta tgagcgactc gtccttgggt gacacatttt acagtttccc aagcttgagt 2820
 40 cggccacaca gcacgttgaa gtacacgttc aggaagctgt tgggtcttaa gaaccagaag 2880
 gatcagcatt tctctgatct catccttgag cagaaggaga cgttgaagaa tcgtgccgac 2940
 cagttgatca agacgcttga gagctgcggc tgggacgctg tgggctgcca tggcggcatc 3000
 45 tccgatgctt caaaaccgac cgcctacatt ggcaaatcgc tcaaggtgga cggctttgag 3060
 ggcaagctgg acagccacaa catgagggaa gccctcctga ggtccaccgg gctgtgcatt 3120
 agcagcagcg ggtggacagg ggtgccggac tactgccgct tcagctttgc tctggagagc 3180
 50 ggcgacttcg accgggccat ggagtgcac gcccggttca gggagctggt ccttgggtggc 3240
 ggtgctaagg tgaatggtag caactag 3267

<210> 5
 <211> 3267
 <212> DNA
 <213> Barley cv. Prestige

<400> 5

5

10

15

20

25

30

35

40

45

50

55

EP 2 373 154 B1

atggctgctg cggcggggga cgtggaggcg ttcctggcgg cgtgccaggc gtcgggagac 60
 gcggcgtacg gcgccgcca ggccgtgctg gagcggctcg aggcgccggc cacgcgtgca 120
 5 gaggcccgtc ggctcctcgg cgccgtgcca cgtcgttttg cagcaggagg tccagcccg
 gggctcgagt gcttccgcac cttccacttc cgcattccac acgtcgtcct cgacccccac 240
 ctccaaggat tccagcaaag aaagaagcta acaatgatgg agatacccag cattttcatt 300
 10 ccagaagact ggctattcac tttctacgag ggtctcaacc ggcattccaga ttccattctc 360
 agggataaga cagtagcaga gctgggatgt ggcaatggtt ggatatccat tgcacttgca 420
 gaaaagtggg gcccttcgaa ggtttatggg ctggatataa acccaagagc tatcaagatt 480
 15 gcatggataa acctttactt gaatgcacta gacgacgatg gtctcccaat ctatgatgag 540
 gaggggaaaa cattgcttga cagagtcgaa ttctatgaat ctgatcttct ttcttactgt 600
 agggataaca agatagaact tgatcgcatt gttggatgca taccacagat tcttaacccc 660
 20 aatccagagg caatgtcaaa gattgtaact gaaaattcaa gtgaggagtt cttgtactcc 720
 ttgagcaact actgtgctct ccagggtttt gttgaggacc aatttggcct cgggttgatt 780
 gctcgggctg ttgaagaagg gatatctgtg ataaagccta gtggtcttat ggtattcaac 840
 atgggaggcc ggcccgggca aggtgtctgt gagcgcctat ttcttcgccg tggatttcgc 900
 25 atcaataagc tctggcaaac aaaaattatg caggctgccg acacagacat ctccgcttta 960
 gttgaaattg agaaaaatag ccggcatcgc ttcgagttct ttatggatct tgttggggat 1020
 cagcctgtgt gtgcgcgcac agcatgggca tacatgaaat ctggtggccg catttcacat 1080
 30 gctttgtctg tgtatagctg tcaacttcgc cagccaacc aggtgaagaa aatatttgag 1140
 ttcttaaaag acggattcca tgaagtcagc agctccctcg atttgcctt tgatgatgat 1200
 tctgttgctg atgaaaaat tctttccta gcatacctag ctagtctctt gcaagagaat 1260
 35 aagtctaact cttgtgagcc tccagctgga tgtttaaatt tccggaatca tgttgcctga 1320
 tttatgaaga gttaccacca catcccatta actcctgata atgttggtgt gttcccatcc 1380
 cgtgctgctg caatcgaaaa tgctcttcgg ttgttctcac ctggacttgc aattggtgac 1440
 40 gaacaccta ccagacactt gcccaagcaa tggttaacat ctttagcaat tgaggaaagt 1500
 aaccatgcta aagatacagt aactgtaac gaagcaccac gccaatcaga tttgctgatt 1560
 gagttgatca ggaaactgaa gccccagggt gttgttactg gcatggctca gtttgaggct 1620
 45 atcaccagtg ctgctttcgt gaacttatta agtgaacga aagatggtgg ttcccgatta 1680
 ttactagata tttcagaaca tctggaattg tctagtctgc caagctcaaa tgggtgattg 1740
 aaatatcttg ctgggaagac cctgccttca catgcggcta tattgtgtgg cttagttaag 1800
 50 aatcagggtt attctgatct ggaagttgct tttgctatct ctgaagatcc aactgtttat 1860
 aaggcattgt cacaaactat tgagctattg gaaggacata cttctgtgat cagccagcac 1920
 tattatggtt gtcttttcca tgagctgctg gcatttcaaa ttggtgaccg gcatccacaa 1980
 55 caagagagag aacctgcaga agtgatatct aaggagatga tagggttttc aagttcagct 2040
 atgtccacc tagaaggagc tgagttttc gttcctggtt ccatggaatc cgggtgcata 2100

EP 2 373 154 B1

5 catatggatc tggaccgcag cttcttgcca gtaccttctg cagtaaacgc ctccattttc 2160
 gaaagttttg ttcgtcagaa catcactgat tctgaaactg atgtccgttc cagcattcag 2220
 10 cagctgggtga aagatagcta tggttttctca gcaggcgggtg cttctgaaat tatatacggg 2280
 aacacctgtc tcgcgctctt caacaagctt gttctttgct gcatgcaaga acagggcacc 2340
 ttgctttttc ccttggaac caacgggcat tatgtcaacg cagcaaagtt tgtgaatgca 2400
 15 accaccttga ctattccaac gaaggcagat tcaggcttca agatcgaacc aagtgtctta 2460
 gccgacacac tagagaaggt gtctcagccg tgggtctata tttctggccc cacaatcaac 2520
 cctactggct tcctgtacag tgacgacgat atagcagagc tgctttctgt ctgtgcgaca 2580
 20 tacggagcca ggggtggat agatacctcc tcctctggtc tggagtcca agccaccggc 2640
 tgcagccagt ggaatttga aagatgtctt tctaattgca agtcttcaa gccctcgttc 2700
 tccgttgctc tgctcggaga gctgtccttt gagctgacca cggtgggct tgatttcggg 2760
 25 tttctgatta tgagcgaact gtccttggtt gacacatttt acagtttccc aagcttgagt 2820
 cggccacaca gcacgttgaa gtacactttc aggaagctgt tgggtcttaa gaaccagaag 2880
 gatcagcatt tctctgatct catccttgag cagaaggaga cgttgaagaa tcgtgccgac 2940
 30 cagttgatca agatgcttga gagctgcggc tgggacgctg tgggctgcca tggcggcatc 3000
 tcgatgcttg caaaaccgac cgctacatt agcaaatcgc tcaaggtgga cggctttgag 3060
 ggcaagctgg acagccacaa catgagggaa gccctcctga ggtccaccgg gctgtgcatt 3120
 35 agcagcagcg ggtggacagg ggtgccggac tactgccgct tcagctttgc tctggagagc 3180
 ggcgacttcg accgggcat ggagtgcac gcccggttca gggagctggt ccttgggtgga 3240
 ggtgctaagg tgaatggtag caactag 3267

35 <210> 6
 <211> 1088
 <212> PRT
 <213> Barley cv. Prestige

40 <400> 6

Met Ala Ala Ala Ala Gly Asp Val Glu Ala Phe Leu Ala Ala Cys Gln
 1 5 10 15
 45 Ala Ser Gly Asp Ala Ala Tyr Gly Ala Ala Lys Ala Val Leu Glu Arg
 20 25 30
 50 Leu Glu Ala Pro Ala Thr Arg Ala Glu Ala Arg Arg Leu Leu Gly Ala
 35 40 45
 Val Arg Arg Arg Phe Ala Ala Gly Gly Pro Ala Ala Gly Leu Glu Cys
 50 55 60
 55 Phe Arg Thr Phe His Phe Arg Ile His Asp Val Val Leu Asp Pro His
 65 70 75 80

EP 2 373 154 B1

Leu Gln Gly Phe Gln Gln Arg Lys Lys Leu Thr Met Met Glu Ile Pro
 85 90 95
 5 Ser Ile Phe Ile Pro Glu Asp Trp Ser Phe Thr Phe Tyr Glu Gly Leu
 100 105 110
 Asn Arg His Pro Asp Ser Ile Phe Arg Asp Lys Thr Val Ala Glu Leu
 115 120 125
 10 Gly Cys Gly Asn Gly Trp Ile Ser Ile Ala Leu Ala Glu Lys Trp Cys
 130 135 140
 15 Pro Ser Lys Val Tyr Gly Leu Asp Ile Asn Pro Arg Ala Ile Lys Ile
 145 150 155 160
 Ala Trp Ile Asn Leu Tyr Leu Asn Ala Leu Asp Asp Asp Gly Leu Pro
 165 170 175
 20 Ile Tyr Asp Ala Glu Gly Lys Thr Leu Leu Asp Arg Val Glu Phe Tyr
 180 185 190
 25 Glu Ser Asp Leu Leu Ser Tyr Cys Arg Asp Asn Lys Ile Glu Leu Asp
 195 200 205
 Arg Ile Val Gly Cys Ile Pro Gln Ile Leu Asn Pro Asn Pro Glu Ala
 210 215 220
 30 Met Ser Lys Ile Val Thr Glu Asn Ser Ser Glu Glu Phe Leu Tyr Ser
 225 230 235 240
 35 Leu Ser Asn Tyr Cys Ala Leu Gln Gly Phe Val Glu Asp Gln Phe Gly
 245 250 255
 Leu Gly Leu Ile Ala Arg Ala Val Glu Glu Gly Ile Ser Val Ile Lys
 260 265 270
 40 Pro Ser Gly Leu Met Val Phe Asn Met Gly Gly Arg Pro Gly Gln Gly
 275 280 285
 45 Val Cys Glu Arg Leu Phe Leu Arg Arg Gly Phe Arg Ile Asn Lys Leu
 290 295 300
 Trp Gln Thr Lys Ile Met Gln Ala Ala Asp Thr Asp Ile Ser Ala Leu
 305 310 315 320
 50 Val Glu Ile Glu Lys Asn Ser Arg His Arg Phe Glu Phe Phe Met Asp
 325 330 335
 Leu Val Gly Asp Gln Pro Val Cys Ala Arg Thr Ala Trp Ala Tyr Met
 340 345 350
 55 Lys Ser Gly Gly Arg Ile Ser His Ala Leu Ser Val Tyr Ser Cys Gln

EP 2 373 154 B1

Tyr Tyr Gly Cys Leu Phe His Glu Leu Leu Ala Phe Gln Ile Gly Asp
 645 650 655
 5 Arg His Pro Gln Gln Glu Arg Glu Pro Ala Glu Val Ile Ser Lys Glu
 660 665 670
 10 Met Ile Gly Phe Ser Ser Ser Ala Met Ser Thr Leu Glu Gly Ala Glu
 675 680 685
 Phe Phe Val Pro Gly Ser Met Glu Ser Gly Val Ile His Met Asp Leu
 690 695 700
 15 Asp Arg Ser Phe Leu Pro Val Pro Ser Ala Val Asn Ala Ser Ile Phe
 705 710 715 720
 20 Glu Ser Phe Val Arg Gln Asn Ile Thr Asp Ser Glu Thr Asp Val Arg
 725 730 735
 Ser Ser Ile Gln Gln Leu Val Lys Asp Ser Tyr Gly Phe Ser Ala Gly
 740 745 750
 25 Gly Ala Ser Glu Ile Ile Tyr Gly Asn Thr Cys Leu Ala Leu Phe Asn
 755 760 765
 30 Lys Leu Val Leu Cys Cys Met Gln Glu Gln Gly Thr Leu Leu Phe Pro
 770 775 780
 Leu Gly Thr Asn Gly His Tyr Val Asn Ala Ala Lys Phe Val Asn Ala
 785 790 795 800
 35 Thr Thr Leu Thr Ile Pro Thr Lys Ala Asp Ser Gly Phe Lys Ile Glu
 805 810 815
 40 Pro Ser Ala Leu Ala Asp Thr Leu Glu Lys Val Ser Gln Pro Trp Val
 820 825 830
 Tyr Ile Ser Gly Pro Thr Ile Asn Pro Thr Gly Phe Leu Tyr Ser Asp
 835 840 845
 45 Asp Asp Ile Ala Glu Leu Leu Ser Val Cys Ala Thr Tyr Gly Ala Arg
 850 855 860
 50 Val Val Ile Asp Thr Ser Ser Ser Gly Leu Glu Phe Gln Ala Thr Gly
 865 870 875 880
 Cys Ser Gln Trp Asn Leu Glu Arg Cys Leu Ser Asn Val Lys Ser Ser
 885 890 895
 55 Lys Pro Ser Phe Ser Val Val Leu Leu Gly Glu Leu Ser Phe Glu Leu
 900 905 910

EP 2 373 154 B1

Thr Thr Ala Gly Leu Asp Phe Gly Phe Leu Ile Met Ser Asp Ser Ser
 915 920 925
 5 Leu Val Asp Thr Phe Tyr Ser Phe Pro Ser Leu Ser Arg Pro His Ser
 930 935 940
 10 Thr Leu Lys Tyr Thr Phe Arg Lys Leu Leu Gly Leu Lys Asn Gln Lys
 945 950 955 960
 Asp Gln His Phe Ser Asp Leu Ile Leu Glu Gln Lys Glu Thr Leu Lys
 965 970 975
 15 Asn Arg Ala Asp Gln Leu Ile Lys Thr Leu Glu Ser Cys Gly Trp Asp
 980 985 990
 20 Ala Val Gly Cys His Gly Gly Ile Ser Met Leu Ala Lys Pro Thr Ala
 995 1000 1005
 Tyr Ile Gly Lys Ser Leu Lys Val Asp Gly Phe Glu Gly Lys Leu
 1010 1015 1020
 25 Asp Ser His Asn Met Arg Glu Ala Leu Leu Arg Ser Thr Gly Leu
 1025 1030 1035
 30 Cys Ile Ser Ser Ser Gly Trp Thr Gly Val Pro Asp Tyr Cys Arg
 1040 1045 1050
 Phe Ser Phe Ala Leu Glu Ser Gly Asp Phe Asp Arg Ala Met Glu
 1055 1060 1065
 35 Cys Ile Ala Arg Phe Arg Glu Leu Val Leu Gly Gly Gly Ala Lys
 1070 1075 1080
 40 Val Asn Gly Ser Asn
 1085

<210> 7
 <211> 1088
 <212> PRT
 <213> Barley cv. Prestige

<400> 7

EP 2 373 154 B1

Met Ala Ala Ala Ala Gly Asp Val Glu Ala Phe Leu Ala Ala Cys Gln
1 5 10 15

5 Ala Ser Gly Asp Ala Ala Tyr Gly Ala Ala Lys Ala Val Leu Glu Arg
20 25 30

10 Leu Glu Ala Pro Ala Thr Arg Ala Glu Ala Arg Arg Leu Leu Gly Ala
35 40 45

Val Arg Arg Arg Phe Ala Ala Gly Gly Pro Ala Ala Gly Leu Glu Cys

15

20

25

30

35

40

45

50

55

EP 2 373 154 B1

	50					55						60				
5	Phe 65	Arg	Thr	Phe	His	Phe 70	Arg	Ile	His	Asp	Val 75	Val	Leu	Asp	Pro	His 80
	Leu	Gln	Gly	Phe	Gln 85	Gln	Arg	Lys	Lys	Leu 90	Thr	Met	Met	Glu	Ile 95	Pro
10	Ser	Ile	Phe	Ile 100	Pro	Glu	Asp	Trp	Ser 105	Phe	Thr	Phe	Tyr	Glu 110	Gly	Leu
	Asn	Arg	His 115	Pro	Asp	Ser	Ile	Phe 120	Arg	Asp	Lys	Thr	Val 125	Ala	Glu	Leu
15	Gly	Cys 130	Gly	Asn	Gly	Trp	Ile 135	Ser	Ile	Ala	Leu	Ala 140	Glu	Lys	Trp	Cys
20	Pro 145	Ser	Lys	Val	Tyr	Gly 150	Leu	Asp	Ile	Asn	Pro 155	Arg	Ala	Ile	Lys	Ile 160
	Ala	Trp	Ile	Asn	Leu 165	Tyr	Leu	Asn	Ala	Leu 170	Asp	Asp	Asp	Gly	Leu 175	Pro
25	Ile	Tyr	Asp	Ala 180	Glu	Gly	Lys	Thr	Leu 185	Leu	Asp	Arg	Val	Glu 190	Phe	Tyr
30	Glu	Ser	Asp 195	Leu	Leu	Ser	Tyr	Cys 200	Arg	Asp	Asn	Lys	Ile 205	Glu	Leu	Asp
	Arg	Ile 210	Val	Gly	Cys	Ile	Pro 215	Gln	Ile	Leu	Asn	Pro 220	Asn	Pro	Glu	Ala
35	Met 225	Ser	Lys	Ile	Val	Thr 230	Glu	Asn	Ser	Ser	Glu 235	Glu	Phe	Leu	Tyr	Ser 240
40	Leu	Ser	Asn	Tyr	Cys 245	Ala	Leu	Gln	Gly	Phe 250	Val	Glu	Asp	Gln	Phe	Gly
	Leu	Gly	Leu	Ile 260	Ala	Arg	Ala	Val	Glu 265	Glu	Gly	Ile	Ser	Val 270	Ile	Lys
45	Pro	Ser	Gly 275	Leu	Met	Val	Phe	Asn 280	Met	Gly	Gly	Arg	Pro 285	Gly	Gln	Gly
50	Val	Cys 290	Glu	Arg	Leu	Phe	Leu 295	Arg	Arg	Gly	Phe	Arg 300	Ile	Asn	Lys	Leu
	Trp 305	Gln	Thr	Lys	Ile	Met 310	Gln	Ala	Ala	Asp	Thr 315	Asp	Ile	Ser	Ala	Leu 320
55	Val	Glu	Ile	Glu	Lys 325	Asn	Ser	Arg	His	Arg 330	Phe	Glu	Phe	Phe	Met 335	Asp

EP 2 373 154 B1

Leu Val Gly Asp Gln Pro Val Cys Ala Arg Thr Ala Trp Ala Tyr Met
 340 345 350
 5 Lys Ser Gly Gly Arg Ile Ser His Ala Leu Ser Val Tyr Ser Cys Gln
 355 360 365
 10 Leu Arg Gln Pro Asn Gln Val Lys Lys Ile Phe Glu Phe Leu Lys Asp
 370 375 380
 Gly Phe His Glu Val Ser Ser Ser Leu Asp Leu Ser Phe Asp Asp Asp
 385 390 400
 15 Ser Val Ala Asp Glu Lys Ile Pro Phe Leu Ala Tyr Leu Ala Ser Phe
 405 410 415
 20 Leu Gln Glu Asn Lys Ser Asn Pro Cys Glu Pro Pro Ala Gly Cys Leu
 420 425 430
 Asn Phe Arg Asn His Val Ala Gly Phe Met Lys Ser Tyr His His Ile
 435 440 445
 25 Pro Leu Thr Pro Asp Asn Val Val Val Phe Pro Ser Arg Ala Val Ala
 450 455 460
 30 Ile Glu Asn Ala Leu Arg Leu Phe Ser Pro Gly Leu Ala Ile Val Asp
 465 470 475 480
 Glu His Leu Thr Arg His Leu Pro Lys Gln Trp Leu Thr Ser Leu Ala
 485 490 495
 35 Ile Glu Glu Ser Asn His Ala Lys Asp Thr Val Thr Val Ile Glu Ala
 500 505 510
 40 Pro Arg Gln Ser Asp Leu Leu Ile Glu Leu Ile Arg Lys Leu Lys Pro
 515 520 525
 Gln Val Val Val Thr Gly Met Ala Gln Phe Glu Ala Ile Thr Ser Ala
 530 535 540
 45 Ala Phe Val Asn Leu Leu Ser Val Thr Lys Asp Val Gly Ser Arg Leu
 545 550 555 560
 50 Leu Leu Asp Ile Ser Glu His Leu Glu Leu Ser Ser Leu Pro Ser Ser
 565 570 575
 Asn Gly Val Leu Lys Tyr Leu Ala Gly Lys Thr Leu Pro Ser His Ala
 580 585 590
 55 Ala Ile Leu Cys Gly Leu Val Lys Asn Gln Val Tyr Ser Asp Leu Glu
 595 600 605

EP 2 373 154 B1

Val Ala Phe Ala Ile Ser Glu Asp Pro Thr Val Tyr Lys Ala Leu Ser
 610 615 620
 5 Gln Thr Ile Glu Leu Leu Glu Gly His Thr Ser Val Ile Ser Gln His
 625 630 635 640
 Tyr Tyr Gly Cys Leu Phe His Glu Leu Leu Ala Phe Gln Ile Gly Asp
 645 650 655
 10 Arg His Pro Gln Gln Glu Arg Glu Pro Ala Glu Val Ile Ser Lys Glu
 660 665 670
 15 Met Ile Gly Phe Ser Ser Ser Ala Met Ser Thr Leu Glu Gly Ala Glu
 675 680 685
 Phe Phe Val Pro Gly Ser Met Glu Ser Gly Val Ile His Met Asp Leu
 690 695 700
 20 Asp Arg Ser Phe Leu Pro Val Pro Ser Ala Val Asn Ala Ser Ile Phe
 705 710 715 720
 25 Glu Ser Phe Val Arg Gln Asn Ile Thr Asp Ser Glu Thr Asp Val Arg
 725 730 735
 Ser Ser Ile Gln Gln Leu Val Lys Asp Ser Tyr Gly Phe Ser Ala Gly
 740 745 750
 30 Gly Ala Ser Glu Ile Ile Tyr Gly Asn Thr Cys Leu Ala Leu Phe Asn
 755 760 765
 35 Lys Leu Val Leu Cys Cys Met Gln Glu Gln Gly Thr Leu Leu Phe Pro
 770 775 780
 Leu Gly Thr Asn Gly His Tyr Val Asn Ala Ala Lys Phe Val Asn Ala
 785 790 795 800
 40 Thr Thr Leu Thr Ile Pro Thr Lys Ala Asp Ser Gly Phe Lys Ile Glu
 805 810 815
 45 Pro Ser Ala Leu Ala Asp Thr Leu Glu Lys Val Ser Gln Pro Trp Val
 820 825 830
 Tyr Ile Ser Gly Pro Thr Ile Asn Pro Thr Gly Phe Leu Tyr Ser Asp
 835 840 845
 50 Asp Asp Ile Ala Glu Leu Leu Ser Val Cys Ala Thr Tyr Gly Ala Arg
 850 855 860
 55 Val Val Ile Asp Thr Ser Ser Ser Gly Leu Glu Phe Gln Ala Thr Gly
 865 870 875 880

EP 2 373 154 B1

Cys Ser Gln Trp Asn Leu Glu Arg Cys Leu Ser Asn Val Lys Ser Ser
 885 890 895

5 Lys Pro Ser Phe Ser Val Val Leu Leu Gly Glu Leu Ser Phe Glu Leu
 900 905 910

10 Thr Thr Ala Gly Leu Asp Phe Gly Phe Leu Ile Met Ser Asp Ser Ser
 915 920 925

Leu Val Asp Thr Phe Tyr Ser Phe Pro Ser Leu Ser Arg Pro His Ser
 930 935 940

15 Thr Leu Lys Tyr Thr Phe Arg Lys Leu Leu Gly Leu Lys Asn Gln Lys
 945 950 955 960

20 Asp Gln His Phe Ser Asp Leu Ile Leu Glu Gln Lys Glu Thr Leu Lys
 965 970 975

Asn Arg Ala Asp Gln Leu Ile Lys Met Leu Glu Ser Cys Gly Trp Asp
 980 985 990

25 Ala Val Gly Cys His Gly Gly Ile Ser Met Leu Ala Lys Pro Thr Ala
 995 1000 1005

30 Tyr Ile Ser Lys Ser Leu Lys Val Asp Gly Phe Glu Gly Lys Leu
 1010 1015 1020

Asp Ser His Asn Met Arg Glu Ala Leu Leu Arg Ser Thr Gly Leu
 1025 1030 1035

35 Cys Ile Ser Ser Ser Gly Trp Thr Gly Val Pro Asp Tyr Cys Arg
 1040 1045 1050

40 Phe Ser Phe Ala Leu Glu Ser Gly Asp Phe Asp Arg Ala Met Glu
 1055 1060 1065

Cys Ile Ala Arg Phe Arg Glu Leu Val Leu Gly Gly Gly Ala Lys
 1070 1075 1080

45 Val Asn Gly Ser Asn
 1085

<210> 8

<211> 6459

50 <212> DNA

<213> Barley, Mutant 8063

<400> 8

55

EP 2 373 154 B1

atggctgagg cggcggggga cgtggaggcg ttcctggcgg cgtgccaggc gtcgggagac 60
gcggcgtagc gcgccgcaa ggccgtgctg gagcggctcg aggcgccggc cacgcgcgcc 120
5 gaggccaggc ggctcctcgg cgccgtgaga cggcgtctcg ccgccggcgg cccggccgag 180
gggctcagat gcttccgac cttccacttc cgcacccagc acgtcgtcct cgacccccac 240

10

15

20

25

30

35

40

45

50

55

EP 2 373 154 B1

	ctccaagggt	gccccgcccc	ttccctacac	acccgttgtc	gacccgcatac	tctttcgccg	300
	atctggccgt	caaaagcacg	cggcttggtg	gaaatcaagc	ctgcaatcct	gatccgttta	360
5	tggctggcca	gtcgatcagt	aatttggcca	taactggagt	ataaccttgg	tctctaactc	420
	ctacctgacc	atataccgag	ttggttttct	ttcttcttgt	ttccgtatct	gtgtagtttt	480
	ttcttttctt	tcgagcatga	tgttctttga	attaatgcgt	accagactcc	agtaattcga	540
10	cattttgaat	tttggcgagt	gttcttggaa	tttataacac	aacgaggctt	tgatcaagtg	600
	gtttatgtag	aggagtgttt	ttgttcttgt	gcaccgtata	caattctcta	tttcccaaca	660
	attttgatgg	cctctaagca	tcctgtagtc	atgtctactg	tgtaagctac	agattttattc	720
15	atgtctatgt	gtaagctgca	aatggagaga	aaagctatct	atttggttgt	tccagcttgt	780
	tctttggcag	aacaatcctg	cccatcctat	caccataagt	ataaaagcac	gacaaatgag	840
	tggggcaagc	atgctgccaa	gctaatacac	gacataagct	acatattttg	aggggcatgt	900
20	tatctttttt	tttcccttct	actcagtttc	ttctttggga	gaacaatcct	actcaacctt	960
	taatcataag	aataaaagca	agacagatga	gtgctgcaga	ctattggcat	atataacaac	1020
	taaataggac	atctgtccgc	tatatcttta	gttaataatt	gtatatagac	gcagtctttg	1080
25	tgctggaaaa	actgcaacta	aatattttct	tacattatat	ggaatctggg	tgtgatatga	1140
	cttctttggt	acgtttttgtg	tgcataaagc	attaacttct	gtcttttagtt	ggcgcagcgg	1200
	taaaaacacc	cattgcttaa	tattttattt	gctttccgta	gcttgataaa	atttcaactg	1260
30	cttctaggat	tccagcaaag	aaagaagcta	acaatgatgg	agataccag	cattttcatt	1320
	ccagaagact	ggtcattcac	tttctacgag	ggtctcaacc	ggcatccaga	ttccatcttc	1380
	agggataaga	cagtagcaga	gctgggatgt	ggcaatgggt	ggatatccat	tgcacttgca	1440
35	gaaaagtggg	gcccttcgaa	ggttggcacc	tcttgttccg	tagatattta	tcttatctcg	1500
	tttgttgcaa	acatgggacc	tgcagaagtt	agacatttac	tcaggttact	ttatatgaaa	1560
	cttttaggtg	tctgccagta	gtctgctggt	ggtctaattt	tcttgggata	cctgatgccg	1620
40	tcgagcatat	tgctttcaaa	ttttgggcaa	ggcattacca	ccacatattg	tttctacaat	1680
	gctgaacaat	tgctctcctt	tgaaaggaag	aaaaacaaga	atgacatgca	ccttagtagt	1740
	ttaagccaca	aataccagcg	aatcaaatta	gtttgagtc	agcttggcat	taccttactt	1800
45	gagccttggg	tgttcttttg	aaggtttatg	gtctggatat	aaaccaaga	gctatcaaga	1860
	ttgcatggat	aaacctttac	ttgaatgcac	tagacgacga	tggtctccca	atctatgatg	1920
	cggaggggaa	aacattgctt	gacagagtcg	aattctatga	atctgatctt	ctttcttact	1980
50	gtagagataa	caagatagaa	cttgatcgca	ttgttggatg	cataccacag	gtacggtcag	2040
	gtttttacca	atctctgtg	aatggggatt	atagtcatc	agaacttgat	caaaatgcc	2100
	ttaatatctg	cctttcagat	tcttaacccc	aatccagagg	caatgtcaaa	gattgtaact	2160
55	gaaaattcaa	gtgaggagtt	cttgactcc	ttgagcaact	actgtgctct	ccaggtgagt	2220
	tgagatctat	ttaaactcaa	gccattcagt	ttacctgtta	ctaaatgggt	acctatgtca	2280

EP 2 373 154 B1

	gagtcctccaa atctttttct tttctcaaac agcaaagaga gaagaaaact ttttaagttct	2340
	atcctgaaat tgactttaca atgcttggtc ataatctgct tacgaaatat gcgtttgaac	2400
5	atttctcttt tccttgtagg catgtggtca gacctttata taagaaaatg aagtttttgt	2460
	agaaataatg tatgctttgt acttatgaca tggttccacc agtataatca atttaagtct	2520
	aggtagttag gaacctagga tggagagcac cgacagtgta taatatatat atgtcgatag	2580
10	ggggtttagca gtccaaatcc acctcaagtt caacctattg cataactttt ggtcttaciaa	2640
	cctgtatgga caaatgtgat cagcacccca gtctttccta taaaaatgtc tgctggaata	2700
	tggaaattatt aacagcggta tttattttta ccctgtttaa ttttttcctt tgctaaaaga	2760
15	atgataatcc ttatgccacg aggttacatt gtattactca agtcaatatt tgttactatg	2820
	gctgattgta cgattccagc ttccggttgt taattttggt atgtttgtga accttgctgc	2880
	attcagggtt ttgtrgagga ccaatttggc ctccgggttga ttgctcgggc tgttgaagaa	2940
20	gggatattctg tgataaagcc tagtggctct atggtattca acatgggagg ccggccagga	3000
	caagggtgct gtgagcgcct atttctacgc cgtggatttc gcatcaataa gctctggcaa	3060
	acaaaaatta tgcagatagc aattctttga gtgactagat gttaactaat cccagtgttt	3120
25	ttccatgcca gcaacagcat tatatcctgg ttagaggaat atgctcttca tgttgcacac	3180
	caatcttcag ctgggcctag aattttcatc taccggctta catttttaca ttacagaacc	3240
	aatttttgtt gaggatcatt accaactagt tgggtctttg caggctgctg acacagacat	3300
	ctccgcttta gttgaaattg agaaaaatag ccgacatcgc ttcgagttct ttatggatct	3360
30	tgttggggat cagcctgtgt gtgcgcgcac agcatgggca tacatgaaat ctggtggccg	3420
	catttcacat gctttgtctg tgtatagctg tcaacttcgc cagcccaacc aggtacctat	3480
	actctctgat tagatcttta caacaataat atagtaatgt caggaataat aataatttgg	3540
35	agaatttcag gtgaagaaaa tatttgagtt ccttaaagac ggattccatg aagtcagcag	3600
	ctccctcgat ttgtcctttg atgatgattc tgttgctgat gaaaaaattc ctttcttagc	3660
	atacctagct agtttcttgc aagagaataa gtctaactct tgtgagcctc cagctggatg	3720
40	tttaaatttc cggaatcttg ttgctggatt tatgaagagt taccaccaca tcccattaac	3780
	tcttgatgta agacttgggtg tctattgcct acaattatgt ttgcttatta gaaattcata	3840
	agatcaacct atttgatgct tctcacgat gcttcatgtg acacttcctt tctctctggt	3900
45	gcaccagaat gttgttgtgt tcccatcccg tgctgttgca atcgaaaatg ctcttcggtt	3960
	gttctcacct ggacttgcaa ttgttgacga acacctaacc agacacttgc ccaagcaatg	4020
	gttaacatct ttagcaattg aggtactttg accgatactc ccctctttct ttctgtgttt	4080
50	ggaactgtgg aaaatacatg tgttctgtga agaaaaagtt atgctgacaa gaatttcgat	4140
	gttattgcca ttcttctaaa tttcaggaaa gtaaccatgc taaagatata gtaactgtaa	4200
	tcaagcacc acgccaatca gatttgctga ttgagttgat caggaaactg aagcctcagg	4260
55	ttgttgttac tggcatggct cagtttgagg ctatcaccag tgctgctttc gtgaacttat	4320
	taagtgtaac gaaagatggt ggttcccgat tattactaga tatttcagaa catctggaat	4380

EP 2 373 154 B1

tgtctagtct gccaaagctca aatgggtgat tgaatatct tgctgggaag accctgcctt 4440
 cacatgcggc tatattgtgt ggcttagtta agaatcaggt gtgtgtcaat cagcctgaac 4500
 5 tctagttgaa ctgttgtagca tactatatag aatatcttga cttttatatg tacttttagaa 4560
 aactgttta aatgtactca tttctttttg cttcatttta cttgcaggtt tattctgatc 4620
 tggaagttgc ttttgctatc tctgaagatc caactgttta taaggcattg tcacaaacta 4680
 10 ttgagctatt ggaaggacat acttctgtga tcagccagca ctattatggt tgtcttttcc 4740
 atgagctgct ggcatttcaa attggtgacc ggcattccaca acaagaggta aacatggcct 4800
 gcctcttcca gttctccatc tcaactcagtt ctgtccacaa ggtgccgaat gatctgttca 4860
 15 agtggacact cccctcagca cgggcaagct agtccatgaa tttggattag ttccctctta 4920
 gctgggtact tcgattacac cacaatgagc tctcaacgt ggtctggttt atgtttttca 4980
 tgttttccct ctaatgtttg gttgctcttt ttcagagaga acctgcagaa gtgatata 5040
 20 aggagatgat agggttttca agttcagcta tgtccaccct agaaggagct gagttttctg 5100
 ttcttggttc catggaatcc ggtgtcatac atatggatct ggaccgcagc ttcttgccag 5160
 taccttctgc agtaaaccgc tccattttcg aaagttttgt tcgtcagaac atcaactgatt 5220
 25 ctgaaaccga tgtccgttcc agcattcagc agctggtgaa agatagctat ggtttctcag 5280
 caggcgggtgc ttctgaaatt atatacggga acacctgtct cgcgctcttc aacaagcttg 5340
 ttctttgctg catgcaagaa cagggcacct tgcttttccc cttgggaacc aacgggcatt 5400
 30 acgtcaacgc agcaaagttt gtgaatgcaa ccacctgac tattccaacg aaggcagatt 5460
 caggcttcaa gatcgaacca agtgctctag ccgacacact agagaagggtg tctcagccgt 5520
 gggctctatat ttctggcccc acaatcaacc ctactggctt cctgtacagt gacgacgata 5580
 35 tagcagagct gctttctgtc tgtgcgacat acggagccag ggtgggtgata gatacctcct 5640
 cctctggtct ggagttccaa gccaccggct gcagccagtg gaatttgaa agatgtcttt 5700
 ctaatgtcaa gtcttcaaag ccctcgttct ccgttgctct gctcggagag ctgtcctttg 5760
 40 agctgaccac ggctgggctt gatttcgggt ttctgattat gagcgactcg tccttggttg 5820
 acacatttta cagtttccca agcttgagtc ggccacacag cacgttgaag tacacgttca 5880
 ggaagctggt gggctttaag aaccagaagg atcagcattt ctctgatctc atccttgagc 5940
 45 agaaggagac gttgaagaat cgtgccgacc agttgatcaa ggtatgcctt ttgggataac 6000
 ctgtgttttag gctctctgtt ttcttccccct gatcagctct ccgatccccct tacatcetta 6060
 ggctaatttc agtacttcaa gtttgccacg catttctgac atattctttc ctcttgtttt 6120
 50 attttctctgt gatgtgatga acagacgctt gagagctgcg gctgggacgc tgtgggctgc 6180
 catggcggca tctcgatgct tgcaaaaccg accgcctaca ttggcaaate gctcaagggtg 6240
 gacggctttg agggcaagct ggacagccac aacatgaggg aagccctcct gaggtccacc 6300
 55 gggctgtgca ttagcagcag cgggtggaca ggggtgccgg actactgccg cttcagcttt 6360
 gctctggaga gcggcgactt cgaccgggccc atggagtgca tcgcccgggt cagggagctg 6420

EP 2 373 154 B1

gtccttggtg gcggtgctaa ggtgaatggt agcaactag

6459

<210> 9

5 <211> 882

<212> DNA

<213> Barley cv. Prestige

<400> 9

10

gtttatggtc tggatataaa cccaagagct atcaagattg catggataaa cttttacttg 60

aatgcactag acgacgatgg tctcccaatc tatgatgctg aggggaaaac attgcttgac 120

15 agagtcgaat tctatgaatc tgatcttctt tcttactgta gagataacaa gatagaactt 180

gatcgcattg ttggatgcat accacagatt cttaacceca atccagaggc aatgtcaaag 240

attgtaactg aaaattcaag tgaggagttc ttgtactcct tgagcaacta ctgtgctctc 300

20 cagggttttg ttgaggacca atttggectc gggttgattg ctgggctgtg tgaagaaggg 360

atatctgtga taaagcctag tggctttatg gtattcaaca tgggaggccg gccaggacaa 420

ggtgtctgtg agcgcctatt tcttcgccgt ggatttcgca tcaataagct ctggcaaaca 480

25 aaaattatgc aggctgctga cacagacatc tccgctttag ttgaaattga gaaaaatagc 540

cgacatcgct tcgagttctt tatggatctt gttggggatc agcctgtgtg tgcgcgacaa 600

gcatgggcat acatgaaatc tgggtggccgc atttcacatg ctttgtctgt gtatagctgt 660

30 caacttcgcc agcccaacca ggtgaagaaa atatttgagt tccttaaaga cggattccat 720

gaagtcagca gctccctcga tttgtccttt gatgatgatt ctggttctga tgaaaaaatt 780

cctttcctag catacctagc tagtttcttg caagagaata agtctaatec ttgtgagcct 840

35 ccagctggat gtttaaattt ccggaatctt gttgctggat tt 882

<210> 10

40 <211> 1089

<212> DNA

<213> Barley, Mutant 8063

<400> 10

45

50

55

EP 2 373 154 B1

gtttatggtc tggatataaa cccaagagct atcaagattg catggataaa cctttacttg 60
 aatgcactag acgacgatgg tctcccaatc tatgatgctg aggggaaaac attgcttgac 120
 5 agagtccaat tctatgaatc tgatcttctt tcttactgta gagataacaa gatagaactt 180
 gatcgcattg ttggatgcat accacagatt cttaacccca atccagaggc aatgtcaaag 240
 attgtaactg aaaattcaag tgaggagttc ttgtactcct tgagcaacta ctgtgctctc 300
 10 cagggtttgt tgaggacca tttggcctcg ggttgattgc tgggctggt gaagaagggg 360
 tatctgtgat aaagcctagt ggtcttatgg tattcaacat gggaggccgg ccaggacaag 420
 gtgtctgtga gcgcctattt ctacgccgtg gatttcgcat caataagctc tggcaaacia 480
 15 aaattatgca gatagcaatt cttcgagtga ctatagttta actaatccca gtgtttttcc 540
 atgccagcaa cagcattgta tcttggttag aggaatatgc tcttcatggt gcacaccaat 600
 cttcatctgg acctggaatt ttcattctacc ggcttacatt tttacattac agaaccaatt 660
 20 tttgttgagg atcattacca actagttggg tctttgcagg ctgctgacac agacatctcc 720

 gcttttagttg aaattgagaa aaatagccga catcgtctcg agttctttat ggatcttggt 780
 25 ggggatcagc ctgtgtgtgc gcgcacagca tgggcataca tgaaatctgg tggccgcatt 840
 tcacatgctt tgtctgtgta tagctgtcaa cttcgccagc ccaaccaggt gaagaaaata 900
 tttgagttcc ttaaagacgg attccatgaa gtcagcagct ccctcgattt gtcctttgat 960
 30 gatgattctg ttgctgatga aaaaattcct ttcctagcat acctagctag tttcttgcaa 1020
 gagaataagt ctaatccttg tgagcctcca gctggatggt taaatttccg gaatcttggt 1080
 gctggattt 1089

35 <210> 11
 <211> 315
 <212> PRT
 <213> Barley, Mutant 8063

40 <400> 11

45

50

55

EP 2 373 154 B1

1 Met Ala Ala Ala Ala Gly Asp Val Glu Ala Phe Leu Ala Ala Cys Gln
 5 Ala Ser Gly Asp Ala Ala Tyr Gly Ala Ala Lys Ala Val Leu Glu Arg
 10 Leu Glu Ala Pro Ala Thr Arg Ala Glu Ala Arg Arg Leu Leu Gly Ala
 15 Val Arg Arg Arg Phe Ala Ala Gly Gly Pro Ala Ala Gly Leu Glu Cys
 20 Phe Arg Thr Phe His Phe Arg Ile His Asp Val Val Leu Asp Pro His
 25 Leu Gln Gly Phe Gln Gln Arg Lys Lys Leu Thr Met Met Glu Ile Pro
 30 Ser Ile Phe Ile Pro Glu Asp Trp Ser Phe Thr Phe Tyr Glu Gly Leu
 35 Asn Arg His Pro Asp Ser Ile Phe Arg Asp Lys Thr Val Ala Glu Leu
 40 Gly Cys Gly Asn Gly Trp Ile Ser Ile Ala Leu Ala Glu Lys Trp Cys
 45 Pro Ser Lys Val Tyr Gly Leu Asp Ile Asn Pro Arg Ala Ile Lys Ile
 50 Ala Trp Ile Asn Leu Tyr Leu Asn Ala Leu Asp Asp Asp Gly Leu Pro
 55 Ile Tyr Asp Ala Glu Gly Lys Thr Leu Leu Asp Arg Val Glu Phe Tyr
 180 185 190

EP 2 373 154 B1

Glu Ser Asp Leu Leu Ser Tyr Cys Arg Asp Asn Lys Ile Glu Leu Asp
 195 200 205
 5 Arg Ile Val Gly Cys Ile Pro Gln Ile Leu Asn Pro Asn Pro Glu Ala
 210 215 220
 10 Met Ser Lys Ile Val Thr Glu Asn Ser Ser Glu Glu Phe Leu Tyr Ser
 225 230 235 240
 Leu Ser Asn Tyr Cys Ala Leu Gln Gly Phe Val Glu Asp Gln Phe Gly
 245 250 255
 15 Leu Gly Leu Ile Ala Arg Ala Val Glu Glu Gly Ile Ser Val Ile Lys
 260 265 270
 20 Pro Ser Gly Leu Met Val Phe Asn Met Gly Gly Arg Pro Gly Gln Gly
 275 280 285
 Val Cys Glu Arg Leu Phe Leu Arg Arg Gly Phe Arg Ile Asn Lys Leu
 290 295 300
 25 Trp Gln Thr Lys Ile Met Gln Ile Ala Ile Leu
 305 310 315

<210> 12

<211> 955

30 <212> DNA

<213> Barley, Mutant 8063

<400> 12

35

40

45

50

55

EP 2 373 154 B1

gtttatggtc tggatataaa cccaagagct atcaagattg catggataaa cctttacttg 60
 aatgcactag acgacgatgg tctccaatc tatgatgagg aggggaaaac attgcttgac 120
 5 agagtcgaat tctatgaatc tgatcttctt tcttactgta gagataacaa gatagaactt 180
 gatcgcattg ttggatgcat accacagatt cttaaccca atccagaggc aatgtcaaag 240
 attgtaactg aaaattcaag tgaggagttc ttgtactcct tgagcaacta ctgtgctctc 300
 10 caggttttgt tgaggaccaa tttggcctcg ggttgattgc tcgggctggt gaagaaggga 360
 tatctgtgat aaagcctagt ggtcttatgg tattcaacat gggaggccgg ccaggacaag 420
 gtgtctgtga gcgcctatct ctacgccgtg gatttcgcat caataagctc tggcaacaa 480
 15 aaattatgca gatagcaatt cttcgagtga ctataggtta actaatccca gtgtttttcc 540
 atgccagcaa cagcattgta tcctggctgc tgacacagac atctccgctt tagttgaaat 600
 tgagaaaaat agccgacatc gcttcgagtt ctttatggat cttgttgggg atcagcctgt 660
 20 gtgtgcgcgc acagcatggg catacatgaa atctggtggc cgcatttcac atgctttgtc 720
 tgtgtatagc tgtcaacttc gccagcccaa ccaggatgaag aaaatatttg agttccttaa 780
 agacggattc catgaagtca gcagctccct cgatttgtcc tttgatgatg attctgttgc 840
 25 tgatgaaaaa attcctttcc tagcatacct agctagtttc ttgcaagaga ataagtctaa 900

 tccttgtgag cctccagctg gatgtttaaa tttccggaat cttgttgctg gattt 955

30 <210> 13
 <211> 315
 <212> PRT
 <213> Barley, Mutant 8063

35 <400> 13

40

45

50

55

EP 2 373 154 B1

Met Ala Ala Ala Ala Gly Asp Val Glu Ala Phe Leu Ala Ala Cys Gln
 1 5 10 15
 Ala Ser Gly Asp Ala Ala Tyr Gly Ala Ala Lys Ala Val Leu Glu Arg
 5 20 25 30
 Leu Glu Ala Pro Ala Thr Arg Ala Glu Ala Arg Arg Leu Leu Gly Ala
 10 35 40 45
 Val Arg Arg Arg Phe Ala Ala Gly Gly Pro Ala Ala Gly Leu Glu Cys
 50 55 60
 Phe Arg Thr Phe His Phe Arg Ile His Asp Val Val Leu Asp Pro His
 15 65 70 75 80
 Leu Gln Gly Phe Gln Gln Arg Lys Lys Leu Thr Met Met Glu Ile Pro
 20 85 90 95
 Ser Ile Phe Ile Pro Glu Asp Trp Ser Phe Thr Phe Tyr Glu Gly Leu
 100 105 110
 Asn Arg His Pro Asp Ser Ile Phe Arg Asp Lys Thr Val Ala Glu Leu
 25 115 120 125
 Gly Cys Gly Asn Gly Trp Ile Ser Ile Ala Leu Ala Glu Lys Trp Cys
 130 135 140
 Pro Ser Lys Val Tyr Gly Leu Asp Ile Asn Pro Arg Ala Ile Lys Ile
 145 150 155 160
 Ala Trp Ile Asn Leu Tyr Leu Asn Ala Leu Asp Asp Asp Gly Leu Pro
 35 165 170 175
 Ile Tyr Asp Ala Glu Gly Lys Thr Leu Leu Asp Arg Val Glu Phe Tyr
 180 185 190
 Glu Ser Asp Leu Leu Ser Tyr Cys Arg Asp Asn Lys Ile Glu Leu Asp
 195 200 205
 Arg Ile Val Gly Cys Ile Pro Gln Ile Leu Asn Pro Asn Pro Glu Ala
 210 215 220
 Met Ser Lys Ile Val Thr Glu Asn Ser Ser Glu Glu Phe Leu Tyr Ser
 225 230 235 240

50

55

EP 2 373 154 B1

Leu Ser Asn Tyr Cys Ala Leu Gln Gly Phe Val Glu Asp Gln Phe Gly
 245 250 255
 5 Leu Gly Leu Ile Ala Arg Ala Val Glu Gly Ile Ser Val Ile Lys
 260 265 270
 10 Pro Ser Gly Leu Met Val Phe Asn Met Gly Gly Arg Pro Gly Gln Gly
 275 280 285
 Val Cys Glu Arg Leu Phe Leu Arg Arg Gly Phe Arg Ile Asn Lys Leu
 290 295 300
 15 Trp Gln Thr Lys Ile Met Gln Ile Ala Ile Leu
 305 310 315

<210> 14
 <211> 810
 20 <212> DNA
 <213> Barley, Mutant 8063
 <400> 14

25 gtttatggtc tggatataaa cccaagagct atcaagattg catggataaa cctttacttg 60
 aatgcactag acgacgatgg tctcccaatc tatgatgcgg aggggaaaac attgcttgac 120
 agagtccaat tctatgaatc tgatcttctt tcttactgta gagataacaa gatagaactt 180
 30 gatcgcattg ttggatgcat accacagatt cttaacccca atccagaggc aatgtcaaag 240
 attgtaactg aaaattcaag tgaggagtcc ttgtactcct tgagcaacta ctgtgctctc 300
 caggttttgt tgaggaccaa tttggcctcg ggttgattgc tcgggctggt gaagaagggg 360
 35 tatctgtgat aaagcctagt ggtcttatgg tattcaacat gggaggccgg ccaggacaag 420
 gctgctgaca cagacatctc cgcttttagt gaaattgaga aaaatagccg acatcgcttc 480
 gagttcttta tggatcttgt tggggatcag cctgtgtgtg cgcgcacagc atgggcatac 540
 40 atgaaatctg gtggccgcat ttcacatgct ttgtctgtgt atagctgtca acttcgccag 600
 cccaaccagg tgaagaaaat atttgagttc cttaaagacg gattccatga agtcagcagc 660
 tccctcgatt tgccttttga tgatgattct gttgctgatg aaaaaattcc tttcctagca 720
 45 tacctagcta gtttcttgca agagaataag tctaattcct gtgagcctcc agctggatgt 780
 ttaaatttcc ggaatcttgt tgctggattt 810

<210> 15
 50 <211> 289
 <212> PRT
 <213> Barley, Mutant 8063
 <400> 15
 55

EP 2 373 154 B1

Met Ala Ala Ala Ala Gly Asp Val Glu Ala Phe Leu Ala Ala Cys Gln
1 5 10 15

5 Ala Ser Gly Asp Ala Ala Tyr Gly Ala Ala Lys Ala Val Leu Glu Arg

10

15

20

25

30

35

40

45

50

55

EP 2 373 154 B1

20 25 30

5 Leu Glu Ala Pro Ala Thr Arg Ala Glu Ala Arg Arg Leu Leu Gly Ala
35 40 45

10 Val Arg Arg Arg Phe Ala Ala Gly Gly Pro Ala Ala Gly Leu Glu Cys
50 55 60

15 Phe Arg Thr Phe His Phe Arg Ile His Asp Val Val Leu Asp Pro His
65 70 75 80

20 Leu Gln Gly Phe Gln Gln Arg Lys Lys Leu Thr Met Met Glu Ile Pro
85 90 95

25 Ser Ile Phe Ile Pro Glu Asp Trp Ser Phe Thr Phe Tyr Glu Gly Leu
100 105 110

30 Asn Arg His Pro Asp Ser Ile Phe Arg Asp Lys Thr Val Ala Glu Leu
115 120 125

35 Gly Cys Gly Asn Gly Trp Ile Ser Ile Ala Leu Ala Glu Lys Trp Cys
130 135 140

40 Pro Ser Lys Val Tyr Gly Leu Asp Ile Asn Pro Arg Ala Ile Lys Ile
145 150 155 160

45 Ala Trp Ile Asn Leu Tyr Leu Asn Ala Leu Asp Asp Asp Gly Leu Pro
165 170 175

50 Ile Tyr Asp Ala Glu Gly Lys Thr Leu Leu Asp Arg Val Glu Phe Tyr
180 185 190

55 Glu Ser Asp Leu Leu Ser Tyr Cys Arg Asp Asn Lys Ile Glu Leu Asp
195 200 205

60 Arg Ile Val Gly Cys Ile Pro Gln Ile Leu Asn Pro Asn Pro Glu Ala
210 215 220

65 Met Ser Lys Ile Val Thr Glu Asn Ser Ser Glu Glu Phe Leu Tyr Ser
225 230 235 240

70 Leu Ser Asn Tyr Cys Ala Leu Gln Gly Phe Val Glu Asp Gln Phe Gly
245 250 255

75 Leu Gly Leu Ile Ala Arg Ala Val Glu Glu Gly Ile Ser Val Ile Lys
260 265 270

80 Pro Ser Gly Leu Met Val Phe Asn Met Gly Gly Arg Pro Gly Gln Gly
275 280 285

85 Cys

EP 2 373 154 B1

<210> 16
<211> 6459
<212> DNA
<213> Barley cv. sebastian

5

<400> 16

10

15

20

25

30

35

40

45

50

55

EP 2 373 154 B1

atggctgcgg cggcggggga cgtggaggcg ttcttggcgg cgtgccaggc gtcgggcgac 60
 gcggcgtagc gcgccgcca ggccgtgctg gagcggctcg aggcgccggc cacgcgcgcc 120
 5 gaggccaggc ggctcctcgg cgccgtgcga cggcgtctcg ccgccggcgg cccggcccg 180
 gggctcgagt gcttccgcac cttccacttc cgcattccag acgtcgtcct cgacccccac 240
 ctccaagggt gcccgggccc ttccctacac acccgttgtc gacccgcatt tctttcgccg 300
 10 atctggccgt caaaagcac cggtttggtg gaaatcaagc ctgcaatcct gatccgttta 360
 tggctggcca gtcgatcagt aatttggcca taactggagt ataaccttgg tctctaattc 420
 ctacctgacc atataccgag ttggttttct ttcttcttgt ttccgtatct gtgtagtttt 480
 15 ttcttttctt tcgagcatga tgttctttga attaatgctg accagactcc agtaattcga 540
 cattttgaat tttggcgagt gttcttggaa ttataacac aacgaggctt tgatcaagtg 600
 gtttatgtag aggagtgttt ttggtcttgt gcaccgtata caattctcta tttcccaaca 660
 20 attttgatgg cctctaagca tcctgtagtc atgtctactg tgtaagctac agatttattc 720
 atgtctatgt gtaagctgca aatggagaga aaagctatct atttggttgt tccagcttgt 780
 tctttggcag aacaatcctg cccatcctat caccataagt ataaaagcac gacaaatgag 840
 25 tggggcaagc atgctgcca gctaatacac gacataagct acatattttg aggggcatgt 900
 tatctttttt tttcccttct actcagtttc ttctttggga gaacaatcct actcaacctt 960
 taatcataag aataaaagca agacagatga gtgctgcaga ctattggcat atataacaac 1020
 30 taaataggac atctgtccgc tatactttta gttaataatt gtatatagac gcagcttttg 1080
 tgctggaaaa actgcaacta aatattttct tacattatat ggaatctggg tgtgatatga 1140
 ctcttttgtt acgttttgtg tgcataaagc attaacttct gtcttttagtt ggcgcagcgg 1200
 35 taaaaacacc cattgcttaa tattttatct gctttccgta gcttgataaa atttcaactg 1260
 ctcttaggat tccagcaaag aaagaagcta acaatgatgg agatacccag cattttcatt 1320
 ccagaagact ggtcattcac tttctacgag ggtctcaacc ggcattcaga ttccatcttc 1380
 40 agggataaga cagtagcaga gctgggatgt ggcaatgggt ggatatccat tgcacttgca 1440
 gaaaagtggg gcccttcgaa ggttggcacc tcttgttccg tagatattta tcttatctcg 1500
 tttgttgcaa acatgggacc tgcagaagtt agacatttac tcaggttact ttatatgaaa 1560
 45 cttttaggtg tctgccagta gtctgctggt ggtctaattt tcttgggata cctgatgccg 1620
 tcgagcatat tgctttcaaa ttttgggcaa ggcattacca ccacatattg tttctacaat 1680
 gctgaacaat tgctctcctt tgaaaggaag aaaaacaaga atgacatgca ccttagtagt 1740
 50 ttaagccaca aataccagcg aatcaaatta gtttgcagtc agcttggcat taccttactt 1800
 gagccttggg tgttcttttg aaggtttatg gtctggatat aaaccaaga gctatcaaga 1860

55

EP 2 373 154 B1

ttgcatggat aaacctttac ttgaatgcac tagacgacga tggctcicca atctatgatg 1920
 cggaggggaa aacattgctt gacagagtcg aattctatga atctgatctt ctttcttact 1980
 5 gtagagataa caagatagaa cttgatcgca ttggttggatg cataccacag gtacggtcag 2040
 gtttttacca atttcctgtg aatggggatt atagtcgatc agaacttgat caaaatgccc 2100
 ttaatatctg cctttcagat tcttaacccc aatccagagg caatgtcaaa gattgtaact 2160
 10 gaaaattcaa gtgaggagtt cttgtactcc ttgagcaact actgtgctct ccaggtgagt 2220
 tgagatctat ttaactcaa gccattcagt ttacctgta ctaaattggtt acccatgtca 2280
 gagtctccaa atctttttct tttctcaaac agcaaagaga gaagaaaact ttttaagttct 2340
 15 atcctgaaat tgactttaca atgcttgttc ataatctgct tacgaaatat gcgtttgaac 2400
 atttctcttt tcctttagg catgtggtca gacctttata taagaaaatg aagtttttgt 2460
 agaaataatg tatgctttgt acttatgaca tggttccacc agtataatca atttaagtct 2520
 20 aggtagttag gaacctagga tggagagcac cgacagtga taatatatat atgtcgatag 2580
 ggggttagca gtccaaatcc acctcaagtt caacctattg cataactttt ggtcttacia 2640
 cctgtatgga caaatgtgat cagcacccca gtctttccta taaaaatgtc tgctggaata 2700
 25 tgggaattatt aacagcggta tttattttta cctgtttta ttttttcctt tgctaaaaga 2760
 atgataatcc ttatgccacg aggttacatt gtattactca agtcaatatt tgttactatg 2820
 gctgattgta cgattccagc ttccggttgt taattttgtt atgtttgtga actttgctgc 2880
 30 attcaggggtt ttgttgagga ccaatttggc ctccgggttga ttgctcgggc tgttgaagaa 2940
 gggatatctg tgataaagcc tagtggctct atggtattca acatgggagg ccggccagga 3000
 caagggtgtct gtgagcgcct atttctacgc cgtggatttc gcatcaataa gctctggcaa 3060
 35 acaaaaatta tgcaggtagc aattctttga gtgactagat gttaactaat cccagtgttt 3120
 ttccatgcca gcaacagcat tatatcctgg ttagaggaat atgctcttca tgttgcacac 3180
 caatcttcag ctgggcctag aattttcctc taccggctta catttttaca ttacagaacc 3240
 40 aatttttgtt gaggatcatt accaactagt tgggtctttg caggctgctg acacagacat 3300
 ctccgcttta gttgaaattg agaaaaatag ccgacatcgc ttcgagttct ttatggatct 3360
 tgttggggat cagcctgtgt gtgcgcgcac agcatgggca tacatgaaat ctggtggccg 3420
 45 catttcacat gctttgtctg tgtatagctg tcaacttcgc cagcccaacc aggtacctat 3480
 actctctgat tagatcttta caacaataat atagtaatgt caggaataat aataatttgg 3540
 agaatttcag gtgaagaaaa tatttgagtt ccttaaagac ggattccatg aagtcagcag 3600
 50 ctccctcgat ttgtcctttg atgatgattc tgttctgat gaaaaattc ctttcttagc 3660
 atacctagct agtttcttgc aagagaataa gtctaactct tgtgagcctc cagctggatg 3720
 tttaaatttc cggaatcttg ttgctggatt tatgaagagt taccaccaca tcccattaac 3780
 55 tcctgatgta agacttgggtg tctattgcct acaattatgt ttgcttatta gaaattcata 3840
 agatcaacct atttgatgct tctcacgtat gcttcatgtg acacttcctt ttcctctggt 3900

EP 2 373 154 B1

gcaccagaat gttgttgtgt tcccatcccg tgctgttgca atcgaaaatg ctcttcggtt 3960
 gttctcacct ggacttgcaa ttgttgacga acacctaacc agacacttgc ccaagcaatg 4020
 5 gttaacatct ttagcaattg aggtactttg accgatactc ccctctttct ttctgtgttt 4080
 ggaactgtgg aaaatacatg tgttctgtga agaaaaagt atgctgacaa gaatttcgat 4140
 gttattgcca ttcttctaaa tttcaggaaa gtaaccatgc taaagataca gtaactgtaa 4200
 10 tcgaagcacc acgccaatca gatttgctga ttgagttgat caggaaactg aagcctcagg 4260
 ttgttgttac tggcatggct cagtttgagg ctatcaccag tgctgctttc gtgaacttat 4320
 taagtgtaac gaaagatggt ggttcccgat tattactaga tatttcagaa catctggaat 4380
 15 tgtctagtct gccaaagtca aatgggtgat tgaaatatct tgctgggaag accctgcctt 4440
 cacatgcggc tatattgtgt ggcttagtta agaatcaggt gtgtgtcaat cagcctgaac 4500
 tctagttgaa ctgttgtgca tactatatag aatatcttga cttttatatg tacttttagaa 4560
 20 aactgttta aatgtactca tttcttttg cttcatttta cttgcaggtt tattctgac 4620
 tggaagttgc ttttgctatc tctgaagatc caactgttta taaggcattg tcacaaacta 4680
 ttgagctatt ggaaggacat acttctgtga tcagccagca ctattatggt tgtcttttcc 4740
 atgagctgct ggcatttcaa attggtgacc ggcattccaca acaagaggta aacatggcctt 4800
 25 gcctcttcca gttctccatc tcaactcagtt ctgtccacaa ggtgccgaat gatctgttca 4860
 agtggacact cccctcagca cgggcaagct agtccatgaa tttggattag ttccctctta 4920
 gctgggtact tcgattacac cacaatgagc tcctcaacgt ggtctggttt atgtttttca 4980
 30 tgttttccct ctaatgtttg gttgctcttt ttcagagaga acctgcagaa gtgatatacta 5040
 aggagatgat agggttttca agttcagcta tgtccaccct agaaggagct gagtttttcg 5100
 ttcttggttc catggaatcc ggtgtcatac atatggatct ggaccgcagc ttcttgccag 5160
 35 taccttctgc agtaaacgcc tccattttcg aaagttttgt tcgtcagaac atcactgatt 5220
 ctgaaaccga tgtccgttcc agcattcagc agctggtgaa agatagctat ggtttctcag 5280
 caggcgggtc ttctgaaatt atatacggga acacctgtct cgcgctcttc aacaagcttg 5340
 40 ttctttgctg catgcaagaa cagggcacct tgcttttccc cttgggaacc aacgggcatt 5400
 acgtcaacgc agcaaagttt gtgaatgcaa ccaccttgac tattccaacg aaggcagatt 5460
 caggcttcaa gatcgaacca agtgctctag ccgacacact agagaagggtg tctcagccgt 5520
 45 gggctctatat ttctggcccc acaatcaacc ctactggctt cctgtacagt gacgacgata 5580
 tagcagagct gctttctgtc tgtgcgacat acggagccag ggtggtgata gatacctcct 5640
 cctctggtct ggagttccaa gccaccggct gcagccagtg gaatttggaag agatgtcttt 5700
 50 ctaatgtcaa gtcttcaaag ccctcgttct ccgttgcct gctcggagag ctgtcctttg 5760
 agctgaccac ggctgggctt gatttcgggt ttctgattat gagcgactcg tccttggttg 5820
 acacatttta cagtttccca agcttgagtc ggccacacag cacgttgaag tacacgttca 5880
 55 ggaagctggt gggctttaag aaccagaagg atcagcattt ctctgatctc atccttgagc 5940
 agaaggagac gttgaagaat cgtgccgacc agttgatcaa ggtatgcctt ttgggatatc 6000

EP 2 373 154 B1

ctgtgttttag gctctctgtt ttcttccct gatcagetct ccgatccct tacatcctta 6060
ggctaatttc agtacttcaa gtttgccacg ctttctgac atattctttc ctcttgtttt 6120
5 attttctgt gatgtgatga acagacgctt gagagctgcg gctgggacgc tgtgggctgc 6180
catggcggca tctcgatgct tgcaaaaccg accgcctaca ttggcaaadc gctcaagggtg 6240
gacggctttg agggcaagct ggacagccac aacatgaggg aagccctcct gaggtccacc 6300
10 gggctgtgca ttagcagcag cgggtggaca ggggtgccgg actactgccg cttcagcttt 6360
gctctggaga gcggcgactt cgaccgggccc atggagtgca tcgcccgggtt cagggagctg 6420
gtccttggtg gcgggtgctaa ggtgaatggt agcaactag 6459

15

<210> 17

<211> 3267

<212> DNA

<213> Barley cv. sebastian

20

<400> 17

25

30

35

40

45

50

55

EP 2 373 154 B1

atggctgctg cggcggggga cgtggaggcg ttcctggcgg cgtgccaggc gtcggggcgac 60
 gggcggtacg gcgcccga ggcctgtctg gagcggctcg aggcgcccgc cacgcgcgcc 120
 5 gaggccaggc ggctcctcgg cgccgtgcga cggcgcttcg ccgcccggcg cccggccgcg 180
 gggctcgagt gcttccgcac cttccacttc cgcattccac acgtcgtcct cgacccccac 240
 ctccaaggat tccagcaaag aaagaagcta acaatgatgg agataccag cattttcatt 300
 10 ccagaagact ggtcattcac tttctacgag ggtctcaacc ggcattccaga ttccatcttc 360
 agggataaga cagtagcaga gctgggatgt ggcaatgggt ggatatccat tgcacttgca 420
 gaaaagtggg gcccttcgaa ggtttatggg ctggatataa acccaagagc tatcaagatt 480
 15 gcatggataa acctttactt gaatgcacta gacgacgat gtctcccaat ctatgatgcg 540
 gaggggaaaa cattgcttga cagagtcgaa ttctatgaat ctgatcttct ttcttactgt 600
 agagataaca agatagaact tgatcgcatt gttggatgca taccacagat tcttaacccc 660
 20 aatccagagg caatgtcaaa gattgtaact gaaaattcaa gtgaggagtt cttgtactcc 720
 ttgagcaact actgtgctct ccagggtttt gttgaggacc aatttggcct cgggttgatt 780
 gctcgggctg ttgaagaagg gatatctgtg ataaagccta gtggtcttat ggtattcaac 840
 25 atgggaggcc ggccaggaca aggtgtctgt gagcgcctat ttctacgccg tggatttcgc 900
 atcaataagc tctggcaaac aaaaattatg caggctgctg acacagacat ctccgcttta 960
 gttgaaattg agaaaaatag ccgacatcgc ttcgagttct ttatggatct tgttggggat 1020
 30 cagcctgtgt gtgcgcgcac agcatgggca tacatgaaat ctggtggccg catttcacat 1080
 gctttgtctg tgtatagctg tcaacttcgc cagcccaacc aggtgaagaa aatatttgag 1140
 ttctttaaag acggattcca tgaagtcagc agctccctcg atttgcctt tgatgatgat 1200
 35 tctgttgctg atgaaaaaat tcctttccta gcatacctag ctagtcttct gcaagagaat 1260
 aagtctaata cttgtgagcc tccagctgga tgtttaaatt tccggaatct tgttgctgga 1320
 tttatgaaga gttaccacca catcccatta actcctgata atgttgttgt gttcccatcc 1380

40

45

50

55

EP 2 373 154 B1

5 cgtgctggtg caatcgaaaa tgctcttcgg ttgttctcac ctggacttgc aattggtgac 1440
 gaacacctaa ccagacactt gcccaagcaa tggttaacat ctttagcaat tgaggaaagt 1500
 aaccatgcta aagatacagt aactgtaatc gaagcaccac gccaatcaga tttgctgatt 1560
 gagttgatca ggaaactgaa gcctcaggtt gttgttactg gcatggctca gtttgaggct 1620
 atcaccagtg ctgctttcgt gaacttatta agtgtaacga aagatgttgg tccccgatta 1680
 10 ttactagata tttcagaaca tctggaattg tctagtctgc caagctcaaa tgggtgattg 1740
 aaatatcttg ctgggaagac cctgccttca catgcggtca tattgtgtgg cttagttaag 1800
 aatcaggttt attctgatct ggaagttgct tttgctatct ctgaagatcc aactgtttat 1860
 aaggcattgt cacaaactat tgagctattg gaaggacata cttctgtgat cagccagcac 1920
 tattatgggt gtcttttcca tgagctgctg gcatttcaaa ttggtgaccg gcatccacaa 1980
 caagagagag aacctgcaga agtgatatct aaggagatga tagggttttc aagtccagct 2040
 20 atgtccacc tagaaggagc tgagtttttc gttcctgggt ccatggaatc cgggtgcata 2100
 catatggatc tggaccgcag cttcttgcca gtacctctg cagtaaacgc ctccattttc 2160
 gaaagttttg ttcgtcagaa catcactgat tctgaaaccg atgtccgttc cagcattcag 2220
 25 cagctgggtga aagatagcta tggtttctca gcaggcgggt cttctgaaat tatatacggg 2280
 aacacctgtc tcgctctctt caacaagctt gttctttgct gcatgcaaga acagggcacc 2340
 ttgcttttcc ccttgggaac caacgggcat tacgtcaacg cagcaaagtt tgtgaatgca 2400
 30 accaccttga ctattccaac gaaggcagat tcaggcttca agatcgaacc aagtgtctta 2460
 gccgacacac tagagaaggt gtctcagccg tgggtctata tttctggccc cacaatcaac 2520
 cctactggct tcctgtacag tgacgacgat atagcagagc tgctttctgt ctgtgcgaca 2580
 35 tacggagcca ggggtggtgat agatacctcc tcctctggtc tggagtcca agccaccggc 2640
 tgcagccagt ggaatttggg aagatgtctt tctaattgca agtcttcaaa gccctcgttc 2700
 tccgttgtec tgctcggaga gctgtccttt gagctgacca cggctgggct tgatttcggg 2760
 40 tttctgatta tgagcgactc gtccttgggt gacacatttt acagtttccc aagcttgagt 2820
 cggccacaca gcacgttgaa gtacacgttc aggaagctgt tgggtcttaa gaaccagaag 2880
 gatcagcatt tctctgatct catccttgag cagaaggaga cgttgaagaa tcgtgccgac 2940
 45 cagttgatca agacgcttga gagctgcggc tgggacgctg tgggctgcca tggcggcatc 3000
 tcgatgcttg caaaaccgac cgcctacatt ggcaaatcgc tcaagggtgga cggctttgag 3060
 ggcaagctgg acagccacaa catgagggaa gccctcctga ggtccaccgg gctgtgcatt 3120
 50 agcagcagcg ggtggacagg ggtgccggac tactgccgct tcagctttgc tctggagagc 3180
 ggcgacttcg accgggccat ggagtgcacg gcccggttca gggagctggt ccttgggtggc 3240
 ggtgctaagg tgaatggtag caactag 3267

55 <210> 18
 <211> 1088
 <212> PRT
 <213> Barley cv. sebastian

EP 2 373 154 B1

<400> 18

5 Met Ala Ala Ala Ala Gly Asp Val Glu Ala Phe Leu Ala Ala Cys Gln
 1 5 10 15
 Ala Ser Gly Asp Ala Ala Tyr Gly Ala Ala Lys Ala Val Leu Glu Arg
 20
 10 Leu Glu Ala Pro Ala Thr Arg Ala Glu Ala Arg Arg Leu Leu Gly Ala
 35 40 45
 Val Arg Arg Arg Phe Ala Ala Gly Gly Pro Ala Ala Gly Leu Glu Cys
 50 55 60
 15 Phe Arg Thr Phe His Phe Arg Ile His Asp Val Val Leu Asp Pro His
 65 70 75 80
 20 Leu Gln Gly Phe Gln Gln Arg Lys Lys Leu Thr Met Met Glu Ile Pro
 85 90 95
 Ser Ile Phe Ile Pro Glu Asp Trp Ser Phe Thr Phe Tyr Glu Gly Leu
 100 105 110
 25 Asn Arg His Pro Asp Ser Ile Phe Arg Asp Lys Thr Val Ala Glu Leu
 115 120 125
 30 Gly Cys Gly Asn Gly Trp Ile Ser Ile Ala Leu Ala Glu Lys Trp Cys
 130 135 140
 Pro Ser Lys Val Tyr Gly Leu Asp Ile Asn Pro Arg Pro Ile Lys Ile
 145 150 155 160
 35 Ala Trp Ile Asn Leu Tyr Leu Asn Ala Leu Asp Asp Asp Gly Leu Pro
 165 170 175
 40 Ile Tyr Asp Ala Glu Gly Lys Thr Leu Leu Asp Arg Val Glu Phe Tyr
 180 185 190
 Glu Ser Asp Leu Leu Ser Tyr Cys Arg Asp Asn Lys Ile Glu Leu Asp
 195 200 205
 45 Arg Ile Val Gly Cys Ile Pro Gln Ile Leu Asn Pro Asn Pro Glu Ala
 210 215 220
 50 Met Ser Lys Ile Val Thr Glu Asn Ser Ser Glu Glu Phe Leu Tyr Ser
 225 230 235 240
 55 Leu Ser Asn Tyr Cys Ala Leu Gln Gly Phe Val Glu Asp Gln Phe Gly
 245 250 255
 Leu Gly Leu Ile Ala Arg Ala Val Glu Glu Gly Ile Ser Val Ile Lys

EP 2 373 154 B1

5	Pro	Ser	Gly 275	Leu	Met	Val	Phe	Asn 280	Met	Gly	Gly	Arg	Pro 285	Gly	Gln	Gly
	Val	Cys 290	Glu	Arg	Leu	Phe	Leu 295	Arg	Arg	Gly	Phe	Arg 300	Ile	Asn	Lys	Leu
10	Trp 305	Gln	Thr	Lys	Ile	Met 310	Gln	Ala	Ala	Asp	Thr 315	Asp	Ile	Ser	Ala	Leu 320
15	Val	Glu	Ile	Glu	Lys 325	Asn	Ser	Arg	His	Arg 330	Phe	Glu	Phe	Phe	Met 335	Asp
	Leu	Val	Gly	Asp 340	Gln	Pro	Val	Cys	Ala 345	Arg	Thr	Ala	Trp	Ala 350	Tyr	Met
20	Lys	Ser	Gly 355	Gly	Arg	Ile	Ser	His 360	Ala	Leu	Ser	Val	Tyr 365	Ser	Cys	Gln
25	Leu	Arg 370	Gln	Pro	Asn	Gln	Val 375	Lys	Lys	Ile	Phe	Glu 380	Phe	Leu	Lys	Asp
	Gly 385	Phe	His	Glu	Val	Ser 390	Ser	Ser	Leu	Asp	Leu 395	Ser	Phe	Asp	Asp	Asp 400
30	Ser	Val	Ala	Asp	Glu 405	Lys	Ile	Pro	Phe	Leu 410	Ala	Tyr	Leu	Ala	Ser 415	Phe
35	Leu	Gln	Glu	Asn 420	Lys	Ser	Asn	Pro	Cys 425	Glu	Pro	Pro	Ala	Gly 430	Cys	Leu
	Asn	Phe	Arg 435	Asn	Leu	Val	Ala	Gly 440	Phe	Met	Lys	Ser	Tyr 445	His	His	Ile
40	Pro	Leu 450	Thr	Pro	Asp	Asn	Val 455	Val	Val	Phe	Pro	Ser 460	Arg	Ala	Val	Ala
	Ile 465	Glu	Asn	Ala	Leu	Arg 470	Leu	Phe	Ser	Pro	Gly 475	Leu	Ala	Ile	Val	Asp 480
45	Glu	His	Leu	Thr	Arg 485	His	Leu	Pro	Lys	Gln 490	Trp	Leu	Thr	Ser	Leu 495	Ala
50	Ile	Glu	Glu	Ser 500	Asn	His	Ala	Lys	Asp 505	Thr	Val	Thr	Val	Ile 510	Glu	Ala
	Pro	Arg	Gln 515	Ser	Asp	Leu	Leu	Ile	Glu 520	Leu	Ile	Arg	Lys 525	Leu	Lys	Pro
55	Gln	Val 530	Val	Val	Thr	Gly	Met 535	Ala	Gln	Phe	Glu	Ala 540	Ile	Thr	Ser	Ala

EP 2 373 154 B1

Ala Phe Val Asn Leu Leu Ser Val Thr Lys Asp Val Gly Ser Arg Leu
545 550 555 560

5 Leu Leu Asp Ile Ser Glu His Leu Glu Leu Ser Ser Leu Pro Ser Ser
565 570 575

10 Asn Gly Val Leu Lys Tyr Leu Ala Gly Lys Thr Leu Pro Ser His Ala
580 585 590

Ala Ile Leu Cys Gly Leu Val Lys Asn Gln Val Tyr Ser Asp Leu Glu
595 600 605

15 Val Ala Phe Ala Ile Ser Glu Asp Pro Thr Val Tyr Lys Ala Leu Ser
610 615 620

20 Gln Thr Ile Glu Leu Leu Glu Gly His Thr Ser Val Ile Ser Gln His
625 630 635 640

Tyr Tyr Gly Cys Leu Phe His Glu Leu Leu Ala Phe Gln Ile Gly Asp
645 650 655

25 Arg His Pro Gln Gln Glu Arg Glu Pro Ala Glu Val Ile Ser Lys Glu
660 665 670

30 Met Ile Gly Phe Ser Ser Ser Ala Met Ser Thr Leu Glu Gly Ala Glu
675 680 685

Phe Phe Val Pro Gly Ser Met Glu Ser Gly Val Ile His Met Asp Leu
690 695 700

35 Asp Arg Ser Phe Leu Pro Val Pro Ser Ala Val Asn Ala Ser Ile Phe
705 710 715 720

40 Glu Ser Phe Val Arg Gln Asn Ile Thr Asp Ser Glu Thr Asp Val Arg
725 730 735

Ser Ser Ile Gln Gln Leu Val Lys Asp Ser Tyr Gly Phe Ser Ala Gly
740 745 750

45 Gly Ala Ser Glu Ile Ile Tyr Gly Asn Thr Cys Leu Ala Leu Phe Asn
755 760 765

Lys Leu Val Leu Cys Cys Met Gln Glu Gln Gly Thr Leu Leu Phe Pro
770 775 780

50 Leu Gly Thr Asn Gly His Tyr Val Asn Ala Ala Lys Phe Val Asn Ala
785 790 795 800

55 Thr Thr Leu Thr Ile Pro Thr Lys Ala Asp Ser Gly Phe Lys Ile Glu
805 810 815

EP 2 373 154 B1

Pro Ser Ala Leu Ala Asp Thr Leu Glu Lys Val Ser Gln Pro Trp Val
 820 825 830
 5 Tyr Ile Ser Gly Pro Thr Ile Asn Pro Thr Gly Phe Leu Tyr Ser Asp
 835 840 845
 10 Asp Asp Ile Ala Glu Leu Leu Ser Val Cys Ala Thr Tyr Gly Ala Arg
 850 855 860
 15 Val Val Ile Asp Thr Ser Ser Ser Gly Leu Glu Phe Gln Ala Thr Gly
 865 870 875 880
 20 Cys Ser Gln Trp Asn Leu Glu Arg Cys Leu Ser Asn Val Lys Ser Ser
 885 890
 25 Lys Pro Ser Phe Ser Val Val Leu Leu Gly Glu Leu Ser Phe Glu Leu
 900 905 910
 30 Thr Thr Ala Gly Leu Asp Phe Gly Phe Leu Ile Met Ser Asp Ser Ser
 915 920 925
 35 Leu Val Asp Thr Phe Tyr Ser Phe Pro Ser Leu Ser Arg Pro His Ser
 930 935 940
 40 Thr Leu Lys Tyr Thr Phe Arg Lys Leu Leu Gly Leu Lys Asn Gln Lys
 945 950 955 960
 45 Asp Gln His Phe Ser Asp Leu Ile Leu Glu Gln Lys Glu Thr Leu Lys
 965 970 975
 50 Asn Arg Ala Asp Gln Leu Ile Lys Met Leu Glu Ser Cys Gly Trp Asp
 980 985 990
 55 Ala Val Gly Cys His Gly Gly Ile Ser Met Leu Ala Lys Pro Thr Ala
 995 1000 1005
 60 Tyr Ile Gly Lys Ser Leu Lys Val Asp Gly Phe Glu Gly Lys Leu
 1010 1015 1020
 65 Asp Ser His Asn Met Arg Glu Ala Leu Leu Arg Ser Thr Gly Leu
 1025 1030 1035
 70 Cys Ile Ser Ser Ser Gly Trp Thr Gly Val Pro Asp Tyr Cys Arg
 1040 1045 1050
 75 Phe Ser Phe Ala Leu Glu Ser Gly Asp Phe Asp Arg Ala Met Glu
 1055 1060 1065
 80 Cys Ile Ala Arg Phe Arg Glu Leu Val Leu Gly Gly Gly Ala Lys
 1070 1075 1080

EP 2 373 154 B1

Val Asn Gly Ser Asn
1085

5 <210> 19
<211> 6459
<212> DNA
<213> Barley, Mutant 14018

10 <400> 19

15

20

25

30

35

40

45

50

55

EP 2 373 154 B1

atggctgcgg cggcggggga cgtggaggcg ttcctggcgg cgtgccaggc gtcgggcgac 60
 gcggcgtacg gcgccgcaa ggccgtgctg gagcggctcg aggcgccggc cacgcgcgcc 120
 5 gaggccaggc ggctcctcgg cgccgtgcga cggcgtctcg ccgccggcgg cccggccgcg 180
 gggctcgagt gcttccgcac cttccacttc cgcattccacg acgtcgtcct cgacccccac 240
 ctccaagggt gcccgcccc ttcctacac acccgttgtc gaccgcgcatc tctttcgccg 300
 10 atctggccgt caaaagcacg cggcttggtg gaaatcaagc ctgcaatcct gatccgttta 360
 tggctggcca gtcgatcagt aatttggcca taactggagt ataaccttgg tctctaattct 420
 ctacctgacc atataccgag ttggttttct ttcttcttgt ttccgtattt gtgtagtttt 480
 15 ttcttttctt tcgagcatga tgttctttga attaatgctg accagactcc agtaattcga 540
 cttttgaaat tttggcgagt gttcttggaa ttataacac aacgaggctt tgatcaagtg 600
 gtttatgtag aggagtgttt ttgttcttgt gcaccgtata caattctcta tttcccaaca 660
 20 atttgatgg cctctaagca tctgtagtc atgtctactg tgtaagctac agatttattc 720
 atgtctatgt gtaagctgca aatggagaga aaagctatct atttggttgt tccagcttgt 780
 tctttggcag aacaatcctg cccatcctat caccataagt ataaaagcac gacaaatgag 840
 25 tggggcaagc atgctgcaa gctaatacac gacataagct acatattttg aggggcatgt 900
 tatctttttt tttcccttct actcagtttc ttctttggga gaacaatcct actcaacctt 960
 taatcataag aataaaagca agacagatga gtgctgcaga ctattggcat atataacaac 1020
 30 taaataggac atctgtccgc tataatctta gtttaataatt gtatatagac gcagtctttg 1080
 tgctggaaaa actgcaacta aatattttct tacattatat ggaatctggg tgtgatatga 1140
 ctcttttgtt acgttttgtg tgcataaagc attaaacttct gtcttttagtt ggcgagcgg 1200
 35 taaaaacacc cattgcttaa tttttatftt gctttccgta gcttgataaa atttcaactg 1260
 ctcttaggat tccagcaaag aaagaagcta acaatgatgg agatacccag cattttcatt 1320
 ccagaagact ggtcattcac tttctacgag ggtctcaacc ggcattccaga ttccatcttc 1380
 40 agggataaga cagtagcaga gctgggatgt ggcaatgggt ggatatccat tgcacttgca 1440
 gaaaagtggg gcccttcgaa gattggcacc tcttgttccg tagatattta tcttatctcg 1500
 tttgttgcaa acatgggacc tgcagaagtt agacatttac tcaggttact ttatatgaaa 1560
 45 cttttaggtg tctgccagta gtctgctggt ggtctaattt tcttgggata cctgatgccg 1620
 tcgagcatat tgctttcaa ttttgggcaa ggcattacca ccacatattg tttctacaat 1680
 gctgaacaat tgctctcctt tgaaggaag aaaaacaaga atgacatgca ccttagtagt 1740
 50 ttaagccaca aataccagcg aatcaaatta gtttgcagtc agcttggcat taccttactt 1800

55

EP 2 373 154 B1

gagccttggg tgttcttttg aaggtttatg gtctggatat aaaccaaga gctatcaaga 1860
 ttgcatggat aaacctttac ttgaatgcac tagacgacga tggctctcca atctatgatg 1920
 5 cggaggggaa aacattgctt gacagagtcg aattctatga atctgatctt ctttcttact 1980
 gtagagataa caagatagaa cttgatcgca ttgttggatg cataccacag gtacggtcag 2040
 gtttttacca atttcctgtg aatggggatt atagtcgatc agaacttgat caaaatgccc 2100
 10 ttaatatctg cttttcagat tcttaacccc aatccagagg caatgtcaaa gattgtaact 2160
 gaaaattcaa gtgaggaggt cttgtactcc ttgagcaact actgtgctct ccaggtgagt 2220
 tgagatctat ttaaactcaa gccattcagt ttacctgta ctaaatgggt acccatgtca 2280
 15 gagtctccaa atctttttct tttctcaaac agcaaagaga gaagaaaact ttttaagttct 2340
 atcctgaaat tgactttaca atgcttggtc ataatctgct tacgaaatat gcgtttgaac 2400
 atttctcttt tccttgtagg catgtgggtca gacctttata taagaaaatg aagtttttgt 2460
 20 agaaataatg tatgctttgt acttatgaca tggttccacc agtataatca atttaagtct 2520
 aggtagttag gaacctagga tggagagcac cgacagtgtg taatatatat atgtcgatag 2580
 ggggttagca gtccaaatcc acctcaagtt caacctattg cataactttt ggtcttacia 2640
 25 cctgtatgga caaatgtgat cagcacccca gtctttccta taaaaatgtc tgctggaata 2700
 tggaaattatt aacagcggta tttattttta ccctgtttaa ttttttctt tgctaaaaga 2760
 atgataatcc ttatgccacg aggttacatt gtattactca agtcaatatt tgttactatg 2820
 30 gctgattgta cgattccagc ttccgggtgt taattttggt atgtttgtga actttgctgc 2880
 attcaggggt ttgttgagga ccaatttggc ctcgggttga ttgctcgggc tgttgaagaa 2940
 gggatatctg tgataaagcc tagtggctct atgggtattca acatgggagg ccggccagga 3000
 35 caaggtgtct gtgagcgcct atttctacgc cgtggatttc gcatcaataa gctctggcaa 3060
 acaaaaatta tgcaggtagc aattctttga gtgactagat gttaactaat ccagtgttt 3120
 ttccatgcca gcaacagcat tatatcctgg tttagaggaat atgctcttca tgttgcacac 3180
 40 caatcttcag ctgggcctag aattttcctc taccggctta catttttaca ttacagaacc 3240
 aatttttgtt gaggatcatt accaactagt tgggtctttg caggctgctg acacagacat 3300
 ctccgcttta gttgaaattg agaaaaatag ccgacatcgc ttcgagttct ttatggatct 3360
 45 tgttggggat cagcctgtgt gtgcgcgcac agcatgggca tacatgaaat ctggtggccg 3420
 catttcacat gctttgtctg tgtatagctg tcaacttcgc cagcccaacc aggtacctat 3480
 actctctgat tagatcttta caacaataat atagtaatgt caggaataat aataatttgg 3540
 50 agaatttcag gtgaagaaaa tatttgagtt ccttaaagac ggattccatg aagtcagcag 3600
 ctccctcgat ttgtcctttg atgatgattc tgttgcctgat gaaaaattc ctttcttagc 3660
 atacctagct agtttcttgc aagagaataa gtctaatect tgtgagcctc cagctggatg 3720
 55 tttaaatttc cggaatcttg ttgctggatt tatgaagagt taccaccaca tcccattaac 3780
 tcctgatgta agacttgggtg tctattgcct acaattatgt ttgcttatta gaaattcata 3840

EP 2 373 154 B1

agatcaacct atttgatgct tctcacgta gcttcatgtg acacttccct ttcctctggt 3900
 gcaccagaat gttgttgtgt tcccatcccc tgctgttgca atcgaaaatg ctcttcgggt 3960
 5 gttctcacct ggacttgcaa ttgttgacga acacctaacc agacacttgc ccaagcaatg 4020
 gttaacatct ttagcaattg aggtactttg accgatactc ccctctttct ttctgtgttt 4080
 ggaactgtgg aaaatacatg tgttctgtga agaaaaagtt atgctgacaa gaatttcgat 4140
 10 gttattgcc a ttcttctaaa tttcaggaaa gtaacatgc taaagataca gtaactgtaa 4200
 tcgaagcacc acgccaatca gatttgctga ttgagttgat caggaaactg aagcctcagg 4260
 ttgtttgttac tggcatggct cagtttgagg ctatcaccag tgctgctttc gtgaacttat 4320
 15 taagtgtaac gaaagatggt ggttccccgat tattactaga tatttcagaa catctggaat 4380
 tgtctagtct gccaaagctca aatggtgtat tgaaatatct tgctgggaag accctgcctt 4440
 cacatgcggc tatattgtgt ggcttagtta agaatcagggt gtgtgtcaat cagcctgaac 4500
 20 tctagttgaa ctgtttgtga tactatatag aatatcttga cttttatatg tactttagaa 4560
 acactgttta aatgtactca tttctttttg ctccatttta cttgcagggt tattctgatc 4620
 tggaagttgc ttttgcctac tctgaagatc caactgttta taaggcattg tcacaaacta 4680
 25 ttgagctatt ggaaggacat acttctgtga tcagccagca ctattatggt tgccttttcc 4740
 atgagctgct ggcatttcaa attggtgacc ggcattccaca acaagaggta aacatggctt 4800
 gcctcttcca gttctccatc tcaactcagtt ctgtccacaa ggtgccgaat gatctgttca 4860
 agtggacact cccctcagca cgggcaagct agtccatgaa tttggattag ttccctctta 4920
 30 gctgggtact tcgattacac cacaatgagc tctcaacgt ggtctggttt atgtttttca 4980
 tgttttccct ctaatgtttg gttgctcttt ttcagagaga acctgcagaa gtgatatcta 5040
 aggagatgat agggttttca agttcagcta tgtccaccct agaaggagct gagtttttcg 5100
 35 ttctctggtc catggaatcc ggtgtcatac atatggatct ggaccgcagc ttcttgccag 5160
 taccttctgc agtaaacgcc tccattttcg aaagttttgt tcgtcagaac atcactgatt 5220
 ctgaaaccga tgtccgttcc agcattcagc agctggtgaa agatagctat ggtttctcag 5280
 40 caggcgggtg ttctgaaatt atatacggga acacctgtct cgcgctcttc aacaagcttg 5340
 ttctttgctg catgcaagaa cagggcacct tgcttttccc cttgggaacc aacgggcatt 5400
 acgtcaacgc agcaaagttt gtgaatgcaa ccaccttgac tattccaacg aaggcagatt 5460
 45 caggcttcaa gatcgaacca agtgccttag ccgacacact agagaagggt tctcagccgt 5520
 gggcttatat ttctggcccc acaatcaacc ctactggctt cctgtacagt gacgacgata 5580
 tagcagagct gctttctgtc tgtgcgacat acggagccag ggtggtgata gatacctect 5640
 50 cctctggtct ggagttccaa gccaccggct gcagccagtg gaatttgaa agatgtcttt 5700
 ctaatgtcaa gtcttcaaag ccctcgttct ccgttgtcct gctcggagag ctgtcctttg 5760
 agctgaccac ggctgggctt gatttcgggt ttctgattat gagcgactcg tccttggttg 5820
 55 acacatttta cagtttccca agcttgagtc ggccacacag cacgttgaag tacacgttca 5880
 ggaagctggt gggctcttaag aaccagaagg atcagcattt ctctgatctc atccttgagc 5940

EP 2 373 154 B1

agaaggagac gttgaagaat cgtgccgacc agttgatcaa ggtatgcctt ttgggatata 6000
 ctgtgtttag gctctctggt ttcttcccct gatcagctct cccatcccct tacatcctta 6060
 5 ggctaatttc agtacttcaa gtttgccacg catttctgac atattctttc ctcttgtttt 6120
 attttctgt gatgtgatga acagacgctt gagagctgcg gctgggacgc tgtgggctgc 6180
 catggcggca tctcgatgct tgcaaaaccg accgcctaca ttggcaaata gctcaagggtg 6240
 10 gacggctttg agggcaagct ggacagccac aacatgaggg aagccctcct gaggtccacc 6300
 gggctgtgca ttagcagcag cgggtggaca ggggtgcccg actactgccg cttcagcttt 6360
 gctctggaga gcggcgactt cgaccgggcc atggagtgca tcgcccgggtt cagggagctg 6420
 15 gtccttggtg gcgggtgctaa ggtgaatggt agcaactag 6459

<210> 20

<211> 688

<212> DNA

20 <213> Barley cv. sebastian

<400> 20

aggattccag caaagaaaga agctaacaat gatggagata cccagcattt tcattccaga 60
 agactgggtca ttcactttct acgaggggtct caaccggcat ccagattcca tcttcagggg 120
 taagacagta gcagagctgg gatgtggcaa tggttggata tccattgcac ttgcagaaaa 180
 30 gtggtgccct tcgaagggtt atggtctgga tataaaccca agagctatca agattgcatg 240
 gataaacctt tacttgaatg cactagacga cgatgggtctc ccaatctatg atgcccgggg 300
 gaaaacattg cttgacagag tcgaattcta tgaatctgat cttctttctt actgtagaga 360
 taacaagata gaacttgatc gcattggttg atgcatacca cagattctta accccaatcc 420
 35 agaggcaatg tcaaagattg taactgaaaa ttcaagtgag gagttcttgt actccttgag 480
 caactactgt gctctccagg gttttggtga ggaccaatth ggccctcgggt tgattgctcg 540
 ggctgttgaa gaagggatat ctgtgataaa gcctagtgggt cttatggat tcaacatggg 600
 40 aggccggcca ggacaagggtg tctgtgagcg cctatttctt cgccgtggat ttcgcatcaa 660
 taagctctgg caaacaaaaa ttatgcag 688

<210> 21

<211> 1050

<212> DNA

45 <213> Barley, Mutant 14018

<400> 21

55

EP 2 373 154 B1

aggattccag caagaaaga agctaacaat gatggagata cccagcattt tcattccaga 60
 agactggca ttcactttct acgagggctt caaccggcat ccagattcca tcttcagggg 120
 5 taagacagta gcagagctgg gatgtggcaa tggttggata tccattgcac ttgcagaaaa 180
 gtgggtgccct tcgaagattg gcacctcttg ttccttagat atttatctta tctcgtttgt 240
 tgcaaactg ggacctgcag aagttagaca tttactcagg ttactttata tgaaactttt 300
 10 aggtgtctgc cagtagtctg ctgggtgtct aattttcttg gtatacctga tgccgtcgag 360

catattgctt tcaaattttg ggcaaggca taccaccaca tattgtttct'acaatgctga 420
 15 acaattgctc tcctttgaaa ggaagaaaa caagaatgac atgcacctta gtagttaag 480
 ccacaaatac cagcgaatca aattagtttg cagtcagctt ggcattacct tacttgagcc 540
 ttggttgctc ttttgaaggf ttatggtctg gatataaacc caagagctat caagattgca 600
 20 tggataaacc tttacttgaa tgcactagac gacgatggc tcccaatcta tgatgaggag 660
 gggaaaacat tgcttgacag agtcgaattc tatgaatctg atcttcttc ttactgtaga 720
 gataacaaga tagaacttga tcgcattggt ggatgcatac cacagattct taacccaat 780
 ccagaggcaa tgcaaaagat tgtaactgaa aattcaagtg aggagttctt gtactccttg 840
 25 agcaactact gtgctctcca gggttttggt gaggaccaat ttggcctcgg gttgattgct 900
 cgggctgctg aagaagggat atctgtgata aagcctagtg gtcttatggt attcaacatg 960
 ggaggccggc caggacaagg tgtctgtgag cgcctatctc ttcgccgtgg atttcgcatc 1020
 30 aataagctct ggcaaacaaa aattatgcag 1050

<210> 22
 <211> 186
 35 <212> PRT
 <213> Barley, Mutant 14018

<400> 22

40

45

50

55

EP 2 373 154 B1

Met Ala Ala Ala Ala Gly Asp Val Glu Ala Phe Leu Ala Ala Cys Gln
 1 5 10 15
 5 Ala Ser Gly Asp Ala Ala Tyr Gly Ala Ala Lys Ala Val Leu Glu Arg
 20 25 30
 Leu Glu Ala Pro Ala Thr Arg Ala Glu Ala Arg Arg Leu Leu Gly Ala
 35 40 45
 10 Val Arg Arg Arg Phe Ala Ala Gly Gly Pro Ala Ala Gly Leu Glu Cys
 50 55 60
 Phe Arg Thr Phe His Phe Arg Ile His Asp Val Val Leu Asp Pro His
 65 70 75 80
 15 Leu Gln Gly Phe Gln Gln Arg Lys Lys Leu Thr Met Met Glu Ile Pro
 85 90 95
 20 Ser Ile Phe Ile Pro Glu Asp Trp Ser Phe Thr Phe Tyr Glu Gly Leu
 100 105 110
 Asn Arg His Pro Asp Ser Ile Phe Arg Asp Lys Thr Val Ala Glu Leu
 115 120 125
 25 Gly Cys Gly Asn Gly Trp Ile Ser Ile Ala Leu Ala Glu Lys Trp Cys
 130 135 140
 Pro Ser Lys Ile Gly Thr Ser Cys Ser Val Asp Ile Tyr Leu Ile Ser
 145 150 155 160
 35 Phe Val Ala Asn Met Gly Pro Ala Glu Val Arg His Leu Leu Arg Leu
 165 170 175
 Leu Tyr Met Lys Leu Leu Gly Val Cys Gln
 180 185

40 <210> 23
 <211> 771
 <212> DNA
 <213> Barley, Mutant 14018
 45 <400> 23

50

55

EP 2 373 154 B1

```

aggattccag caaagaaaga agctaacaat gatggagata cccagcattt tcattccaga      60
agactgggta ttcactttct acgaggggtct caaccggcat ccagattcca tcttcagggg      120
5 taagacagta gcagagctgg gatgtggcaa tggttggata tccattgcac ttgcagaaaa      180
gtgggtgcct tcgaagattg gcacctcttg ttccgtagat atttatctta tctcgtttgt      240
tgcaaacatg ggacctgcag aagttagaca ttactcagg tttatggtct ggatataaac      300
ccaagagcta tcaagattgc atggataaac ctttacttga atgcactaga cgacgatggt      360
10 ctcccaatct atgatgcgga ggggaaaaca ttgcttgaca gagtcgaatt ctatgaatct      420
gatcttcttt cttactgtag agataacaag atagaacttg atcgcattgt tggatgcata      480
ccacagattc ttaaccccaa tccagaggca atgtcaaaga ttgtaactga aaattcaagt      540
15 gaggagtctt tgtactcctt gagcaactac tgtgctctcc agggttttgt tgaggaccaa      600
tttggcctcg ggttgattgc tcgggctggt gaagaagggg tatctgtgat aaagcctagt      660
ggctttatgg tattcaacat gggaggccgg ccaggacaag gtgtctgtga ggcctatct      720
20 cttcgccgtg gatttcgcat caataagctc tggcaacaaa aaattatgca g          771

```

<210> 24

<211> 180

<212> PRT

25 <213> Barley, Mutant 14018

<400> 24

```

30 Met Ala Ala Ala Ala Gly Asp Val Glu Ala Phe Leu Ala Ala Cys Gln
   1           5           10           15
Ala Ser Gly Asp Ala Ala Tyr Gly Ala Ala Lys Ala Val Leu Glu Arg
   20           25           30
35 Leu Glu Ala Pro Ala Thr Arg Ala Glu Ala Arg Arg Leu Leu Gly Ala
   35           40           45
40 Val Arg Arg Arg Phe Ala Ala Gly Gly Pro Ala Ala Gly Leu Glu Cys
   50           55           60
45 Phe Arg Thr Phe His Phe Arg Ile His Asp Val Val Leu Asp Pro His
   65           70           75           80

```

45

50

55

EP 2 373 154 B1

Leu Gln Gly Phe Gln Gln Arg Lys Lys Leu Thr Met Met Glu Ile Pro
 85 90 95

5 Ser Ile Phe Ile Pro Glu Asp Trp Ser Phe Thr Phe Tyr Glu Gly Leu
 100 105 110

10 Asn Arg His Pro Asp Ser Ile Phe Arg Asp Lys Thr Val Ala Glu Leu
 115 120 125

Gly Cys Gly Asn Gly Trp Ile Ser Ile Ala Leu Ala Glu Lys Trp Cys
 130 135 140

15 Pro Ser Lys Ile Gly Thr Ser Cys Ser Val Asp Ile Tyr Leu Ile Ser
 145 150 155 160

20 Phe Val Ala Asn Met Gly Pro Ala Glu Val Arg His Leu Leu Arg Phe
 165 170 175

Met Val Trp Ile
 180

25 <210> 25
 <211> 644
 <212> DNA
 <213> Barley, Mutant 14018

30 <400> 25

aggattccag caaagaaaga agctaacaat gatggagata cccagcattt tcattccaga 60
 agactggcca ttcactttct acgagggctc caaccggcat ccagattcca tcttcaggga 120
 35 taagacagta gcagagctgg gatgtggcaa tggtttatgg tctggatata aacccaagag 180
 ctatcaagat tgcattggata aacctttact tgaatgcact agacgacgat ggtctcccaa 240
 tctatgatgc ggaggggaaa acattgcttg acagagtcga attctatgaa tctgatcttc 300
 40 tttcttactg tagagataac aagatagaac ttgatcgcat tgttgatgc ataccacaga 360
 ttcttaacct caatccagag gcaatgtcaa agattgtaac tgaaaattca agtgaggagt 420
 tcttgacttc cttgagcaac tactgtgctc tccagggttt tgttgaggac caatttggcc 480
 45 tccgggtgat tgctcgggct gttgaagaag ggatatctgt gataaagcct agtgggtctta 540
 tggattcaa catgggaggc cggccaggac aaggtgtctg tgagcgccta tttcttcgcc 600
 gtggatttcg catcaataag ctctggcaaa caaaaattat gcag 644

50 <210> 26
 <211> 163
 <212> PRT
 <213> Barley, Mutant 14018

55 <400> 26

EP 2 373 154 B1

1 Met Ala Ala Ala Ala Gly Asp Val Glu Ala Phe Leu Ala Ala Cys Gln
 5 Ala Ser Gly Asp Ala Ala Tyr Gly Ala Ala Lys Ala Val Leu Glu Arg
 10 Leu Glu Ala Pro Ala Thr Arg Ala Glu Ala Arg Arg Leu Leu Gly Ala
 15 Val Arg Arg Arg Phe Ala Ala Gly Gly Pro Ala Ala Gly Leu Glu Cys
 20 Phe Arg Thr Phe His Phe Arg Ile His Asp Val Val Leu Asp Pro His
 25 Leu Gln Gly Phe Gln Gln Arg Lys Lys Leu Thr Met Met Glu Ile Pro
 30 Ser Ile Phe Ile Pro Glu Asp Trp Ser Phe Thr Phe Tyr Glu Gly Leu
 35 Asn Arg His Pro Asp Ser Ile Phe Arg Asp Lys Thr Val Ala Glu Leu
 40 Gly Cys Gly Asn Gly Leu Trp Ser Gly Tyr Lys Pro Lys Ser Tyr Gln
 45 Asp Cys Met Asp Lys Pro Leu Leu Glu Cys Thr Arg Arg Arg Trp Ser
 50 Pro Asn Leu
 55

<210> 27

<211> 781

40 <212> DNA

<213> Artificial

<220>

<223> SacII BamHI fragment of Product 2

45

<400> 27

50

55

EP 2 373 154 B1

ggccgcgggg ctcgagtgct tccgcacctt ccacttccgc atccacgacg tcgtcctcga 60
 cccccacctc caaggattcc agcaaagaaa gaagctaaca atgatggaga taccagcat 120
 5 tttcattcca gaagactggt cattcacttt ctacgagggt ctcaaccggc atccagattc 180
 catcttcagg gataagacag tagcagagct gggatgtggc aatggttgga tatccattgc 240
 acttgcagaa aagtggtgcc cttcgaaggt ttatggtctg gatataaacc caagagctat 300
 caagattgca tggataaacc tttacttgaa tgcactagac gacgatggtc tcccaatcta 360
 10 tgatgctggag gggaaaacat tgcttgacag agtcgaattc tatgaatctg atcttctttc 420
 ttactgtaga gataacaaga tagaacttga tcgcattggt ggatgcatac cacagattct 480
 taaccccaat ccagaggcaa tgtcaaagat tgtaactgaa aattcaagtg aggagttctt 540
 15 gtactccttg agcaactact gtgctctcca gggttttggt gaggaccaat ttggcctcgg 600

gttgattgct cgggctgttg aagaagggat atctgtgata aagcctagtg gtcttatggt 660
 20 attcaacatg ggaggccggc caggacaagg tgtctgtgag cgcctatttc tacgccgtgg 720
 atttcgcatc aataagctct ggcaaacaaa aattatgcag atagcaattc tttgaggatc 780
 c 781

25 <210> 28
 <211> 781
 <212> DNA
 <213> Artificial

30 <220>
 <223> SacII BamHI fragment of Product 3

<400> 28

35 ggccgcgggg ctcgagtgct tccgcacctt ccacttccgc atccacgacg tcgtcctcga 60
 cccccacctc caaggattcc agcaaagaaa gaagctaaca atgatggaga taccagcat 120
 tttcattcca gaagactggt cattcacttt ctacgagggt ctcaaccggc atccagattc 180
 40 catcttcagg gataagacag tagcagagct gggatgtggc aatggttgga tatccattgc 240
 acttgcagaa aagtggtgcc cttcgaaggt ttatggtctg gatataaacc caagagctat 300
 caagattgca tggataaacc tttacttgaa tgcactagac gacgatggtc tcccaatcta 360
 45 tgatgctggag gggaaaacat tgcttgacag agtcgaattc tatgaatctg atcttctttc 420
 ttactgtaga gataacaaga tagaacttga tcgcattggt ggatgcatac cacagattct 480
 taaccccaat ccagaggcaa tgtcaaagat tgtaactgaa aattcaagtg aggagttctt 540
 50 gtactccttg agcaactact gtgctctcca gggttttggt gaggaccaat ttggcctcgg 600
 gttgattgct cgggctgttg aagaagggat atctgtgata aagcctagtg gtcttatggt 660
 attcaacatg ggaggccggc caggacaagg tgtctgtgag cgcctatttc tacgccgtgg 720
 55 atttcgcatc aataagctct ggcaaacaaa aattatgcag atagcaattc tttgaggatc 780
 c 781

EP 2 373 154 B1

<210> 29
 <211> 703
 <212> DNA
 <213> Artificial

5

<220>
 <223> SacII BamHI fragment of Product 4

10

<400> 29

ggccgcgggg ctcgagtgct tccgcacctt ccacttccgc atccacgacg tcgtcctcga 60
 cccccacctc caaggattcc agcaaagaaa gaagctaaca atgatggaga taccagcat 120
 15 tttcattcca gaagactggt cttcactttt ctacgagggt ctcaaccggc atccagattc
 catcttcagg gataagacag tagcagagct gggatgtggc aatggttgga tatccattgc 240
 acttgcagaa aagtgggtgcc ctccgaaggt ttatgggtctg gatataaacc caagagctat 300
 20 caagattgca tggataaacc tttacttgaa tgcactagac gacgatggtc tcccaatcta 360

tgatgctggag gggaaaacat tgcttgacag agtcgaattc tatgaatctg atcttctttc 420
 25 ttactgtaga gataacaaga tagaacttga tcgcattggt ggatgcatac cacagattct 480
 taacccaat ccagaggcaa tgtcaaagat tgtaactgaa aattcaagtg aggattctt 540
 gtactccttg agcaactact gtgctctcca gggttttggt gaggaccaat ttggcctcgg 600
 30 gttgattgct cgggctggtg aagaagggat atctgtgata aagcctagtg gtcttatggt 660
 attcaacatg ggaggccggc caggacaagg ctgctaagga tcc 703

<210> 30
 <211> 394
 <212> DNA
 <213> Artificial

35

<220>
 <223> SacII BamHI fragment of Product 6

40

<400> 30

ggccgcgggg ctcgagtgct tccgcacctt ccacttccgc atccacgacg tcgtcctcga 60
 45 cccccacctc caaggattcc agcaaagaaa gaagctaaca atgatggaga taccagcat 120
 tttcattcca gaagactggt cttcactttt ctacgagggt ctcaaccggc atccagattc 180
 50 catcttcagg gataagacag tagcagagct gggatgtggc aatggttgga tatccattgc 240
 acttgcagaa aagtgggtgcc ctccgaagat tggcacctct tgttccgtag atatttatct 300
 tatctcgttt gttgcaaaca tgggacctgc agaagttaga catttactca ggttacttta 360
 55 tatgaaactt ttaggtgtct gccagtaggg atcc 394

<210> 31
 <211> 376

EP 2 373 154 B1

<212> DNA
<213> Artificial

<220>
<223> SacII BamHI fragment of Product 7

<400> 31

```

10  ggccgcgggg ctcgagtgct tccgcacctt ccacttccgc atccacgacg tcgtcctcga      60
    cccccacctc caaggattcc agcaaagaaa gaagctaaca atgatggaga taccagcat      120
    tttcattcca gaagactggt cattcacttt ctacgagggt ctcaaccggc atccagattc      180
15  catcttcagg gataagacag tagcagagct gggatgtggc aatggttgga tatccattgc      240
    acttgcagaa aagtgggtgcc cttcgaagat tggcacctct tgttccgtag atatttatct      300
    tatctcgttt gttgcaaaca tgggacctgc agaagttaga catttactca ggtttatggt      360
20  ctggatataa ggatcc                                     376

```

<210> 32
<211> 325
<212> DNA
<213> Artificial

<220>
<223> SacII BamHI fragment of Product 8

<400> 32

```

35  ggccgcgggg ctcgagtgct tccgcacctt ccacttccgc atccacgacg tcgtcctcga      60
    cccccacctc caaggattcc agcaaagaaa gaagctaaca atgatggaga taccagcat      120
    tttcattcca gaagactggt cattcacttt ctacgagggt ctcaaccggc atccagattc      180
    catcttcagg gataagacag tagcagagct gggatgtggc aatggtttat ggtctggata      240
40  taaacccaag agctatcaag attgcatgga taaaccttta ctggaatgca ctagacgacg      300
    atggtctccc aatctataag gatcc                                     325

```

<210> 33
<211> 271
<212> DNA
<213> Barley cv. Prestige

<400> 33

```

50  cgattccagc ttccggttgt taattttggt atgtttgtga actttgctgc attcagggtt      60
    ttgttgagga ccaatttggc ctccgggttga ttgctcgggc tgttgaagaa gggatatctg      120
55  tgataaagcc tagtggctct atggtattca acatgggagg ccggccagga caaggtgtct      180
    gtgagcgcct atttctacgc cgtggatttc gcatcaataa gctctggcaa acaaaaatta      240
    tgcaggtagc aattctttga gtgactagat g                                     271

```

EP 2 373 154 B1

<210> 34
 <211> 271
 <212> DNA
 <213> Barley Mutant 8063
 5
 <400> 34

 cgattccagc ttccggttgt taattttggt atgtttgtga actttgctgc attcagggtt 60
 10 ttggtgagga ccaatttggc ctccgggttga ttgctcgggc tgttgaagaa gggatatctg 120
 tgataaagcc tagtggctctt atggatttca acatggggagg ccggccagga caaggtgtct 180
 gtgagcgcct atttctacgc cgtggatttc gcatcaataa gctctggcaa acaaaaatta 240
 15 tgcagatagc aattctttga gtgactagat g 271

 <210> 35
 <211> 121
 <212> DNA
 <213> Barley cv. sebastian
 20
 <400> 35

 ggcatccaga ttccatcttc agggataaga cagtagcaga gctgggatgt ggcaatggtt 60
 25 ggatatccat tgcacttgca gaaaagtggg gcccttcgaa ggttggcacc tcttgttccg 120
 t 121

 <210> 36
 <211> 123
 <212> DNA
 <213> Barley Mutant 14018
 30
 <400> 36

 ggcatccaga ttccatcttc agggataaga cagtagcaga gctgggatgt ggcaatggtt 60

 40 ggatatccat tgcacttgca gaaaagtggg gcccttcgaa gattggcacc tcttgttccg 120
 tag 123

 <210> 37
 <211> 25
 <212> DNA
 <213> Artificial
 45

 <220>
 <223> PCR primer
 50

 <400> 37
 atggctgcgg cggcggggga cgtgg 25

 55
 <210> 38
 <211> 23
 <212> DNA
 <213> Artificial

EP 2 373 154 B1

<220>
 <223> PCR primer

 <400> 38
 5 aggattccag caaagaaaga age 23

 <210> 39
 <211> 24
 <212> DNA
 10 <213> Artificial

 <220>
 <223> PCR primer

 15 <400> 39
 gattcttaac cccaatccag aggc 24

 <210> 40
 <211> 25
 20 <212> DNA
 <213> Artificial

 <220>
 <223> PCR primer
 25

 <400> 40
 gggttttgtt gaggaccaat ttggc 25

 <210> 41
 <211> 21
 <212> DNA
 30 <213> Artificial

 <220>
 <223> PCR primer
 35

 <400> 41
 tgctgctttc gtgaacttat t 21

 40 <210> 42
 <211> 26
 <212> DNA
 <213> Artificial

 45 <220>
 <223> PCR primer

 <400> 42
 50 catatggatc tggaccgcag ctctt 26

 <210> 43
 <211> 25
 <212> DNA
 55 <213> Artificial

 <220>
 <223> PCR primer

EP 2 373 154 B1

<400> 43
 ccttcgaagg gcaccacttt tctgc 25

5
 <210> 44
 <211> 25
 <212> DNA
 <213> Artificial

10
 <220>
 <223> PCR primer

<400> 44
 ctggagagca cagtagttgc tcaag 25

15
 <210> 45
 <211> 25
 <212> DNA
 <213> Artificial

20
 <220>
 <223> PCR primer

<400> 45
 ctgcataatt ttgtttgcc agagc 25

25
 <210> 46
 <211> 24
 <212> DNA
 <213> Artificial

30
 <220>
 <223> PCR primer

<400> 46
 35 tacaccattt gagcttgca gact 24

<210> 47
 <211> 24
 <212> DNA
 40 <213> Artificial

<220>
 <223> PCR primer

<400> 47
 45 aaaatggagg cgtttactgc agaa 24

<210> 48
 <211> 27
 50 <212> DNA
 <213> Artificial

<220>
 <223> PCR primer

55
 <400> 48
 ctagttgcta ccattcacct tagcacc 27

EP 2 373 154 B1

<210> 49
 <211> 25
 <212> DNA
 <213> Artificial
 5
 <220>
 <223> PCR primer
 <400> 49
 10 atggctgcgg cggcggggga cgtgg 25
 <210> 50
 <211> 25
 <212> DNA
 15 <213> Artificial
 <220>
 <223> PCR primer
 20 <400> 50
 atggctgcgg cggcggggga cgtgg 25
 <210> 51
 <211> 25
 25 <212> DNA
 <213> Artificial
 <220>
 <223> PCR primer
 30 <400> 51
 atggctgcgg cggcggggga cgtgg 25
 <210> 52
 <211> 25
 35 <212> DNA
 <213> Artificial
 <220>
 <223> PCR primer
 40 <400> 52
 atggctgcgg cggcggggga cgtgg 25
 <210> 53
 <211> 25
 <212> DNA
 <213> Artificial
 45 <220>
 <223> PCR primer
 <400> 53
 50 atggctgcgg cggcggggga cgtgg 25
 <210> 54
 <211> 25

EP 2 373 154 B1

<212> DNA
<213> Artificial

<220>
5 <223> PCR primer

<400> 54
ggctcctcgg cgccgtgcga cggcg 25

10 <210> 55
<211> 25
<212> DNA
<213> Artificial

15 <220>
<223> PCR primer

<400> 55
20 ggctcctcgg cgccgtgcga cggcg 25

<210> 56
<211> 25
<212> DNA
25 <213> Artificial

<220>
<223> PCR primer

<400> 56
30 ggctcctcgg cgccgtgcga cggcg 25

<210> 57
<211> 20
<212> DNA
35 <213> Artificial

<220>
<223> PCR primer

40 <400> 57
gtacgccgcg tcgccgacg 20

<210> 58
<211> 20
45 <212> DNA
<213> Artificial

<220>
<223> PCR primer

50 <400> 58
ccgccggcgg cgaagcggcg 20

<210> 59
55 <211> 20
<212> DNA
<213> Artificial

EP 2 373 154 B1

<220>

<223> PCR primer

5 <400> 59
gtgCGgaagc actCGagccc 20

<210> 60
<211> 20
10 <212> DNA
<213> Artificial

<220>

<223> PCR primer

15 <400> 60
cgtggatgCG gaagtGgaag 20

<210> 61
20 <211> 26
<212> DNA
<213> Artificial

<220>

<223> PCR primer

25 <400> 61
cttggaggTg ggggtCGagg acgacg 26

<210> 62
30 <211> 20
<212> DNA
<213> Artificial

<220>

<223> PCR primer

35 <400> 62
gtgCGgaagc actCGagccc 20

<210> 63
40 <211> 20
<212> DNA
<213> Artificial

<220>

<223> PCR primer

45 <400> 63
cgtggatgCG gaagtGgaag 20

<210> 64
50 <211> 26
<212> DNA
<213> Artificial

<220>

<223> PCR primer

55

EP 2 373 154 B1

<400> 64
cttggagggtg ggggtcgagg acgacg 26

5
<210> 65
<211> 26
<212> DNA
<213> Artificial

10
<220>
<223> PCR primer

<400> 65
gtttatggtc tggatataaa cccaag 26

15
<210> 66
<211> 23
<212> DNA
<213> Artificial

20
<220>
<223> PCR primer

<400> 66
aggattccag caaagaaaga age 23

25
<210> 67
<211> 25
<212> DNA
<213> Artificial

30
<220>
<223> PCR primer

<400> 67
aaatccagca acaagattcc ggaaa 25

35
<210> 68
<211> 25
<212> DNA
<213> Artificial

40
<220>
<223> PCR primer

45
<400> 68
ctgcataatt ttgtttgcc agagc 25

50
<210> 69
<211> 12
<212> PRT
<213> Artificial

55
<220>
<223> His Tag

<400> 69

EP 2 373 154 B1

Met Gly His His His His His His His His His His
 1 5 10

5
 <210> 70
 <211> 11
 <212> PRT
 <213> Artificial

10
 <220>
 <223> Enterokinase site

15
 <400> 70

Ser Ser Gly His Ile Asp Asp Asp Asp Lys His

20 1 5 10

25
 <210> 71
 <211> 31
 <212> DNA
 <213> Artificial

<220>
 <223> PCR primer

30
 <400> 71.
 catatgatgg ctgcggcggc gggggacgtg g 31

35
 <210> 72
 <211> 32
 <212> DNA
 <213> Artificial

<220>
 <223> PCR primer

40
 <400> 72
 gaattctagt tgctaccatt caccttagca cc 32

45
 <210> 73
 <211> 27
 <212> DNA
 <213> Artificial

50
 <220>
 <223> PCR primer

<400> 73
 ggccgcgggg ctcgagtgt tccgcac 27

55
 <210> 74
 <211> 46
 <212> DNA
 <213> Artificial

EP 2 373 154 B1

<220>
<223> PCR primer

<400> 74
5 ggatcctcaa agaattgcta tctgcataat tttgtttgc cagagc 46

<210> 75
<211> 27
<212> DNA
10 <213> Artificial

<220>
<223> PCR primer

<400> 75
15 ggccgcgggg ctcgagtgc tccgcac 27

<210> 76
<211> 37
20 <212> DNA
<213> Artificial

<220>
<223> PCR primer

<400> 76
25 ggatccttag cagcctgtc ctggccggcc tcccatg 37

<210> 77
<211> 19
30 <212> DNA
<213> Artificial

<220>
<223> PCR primer

<400> 77
35 cgattccagc ttccggtg 19

<210> 78
<211> 19
40 <212> DNA
<213> Artificial

<220>
<223> PCR primer

<400> 78
45 cgattccagc ttccggtg 19

<210> 79
<211> 19
50 <212> DNA
<213> Artificial

<220>
<223> PCR primer

55

EP 2 373 154 B1

<400> 79
 cgattccagc ttccggttg 19

5
 <210> 80
 <211> 22
 <212> DNA
 <213> Artificial

10
 <220>
 <223> PCR primer

<400> 80
 ggcatccaga ttccatcttc ag 22

15
 <210> 81
 <211> 26
 <212> DNA
 <213> Artificial

20
 <220>
 <223> PCR primer

<400> 81
 catctagtca ctcaaagaat tgctac 26

25
 <210> 82
 <211> 26
 <212> DNA
 <213> Artificial

30
 <220>
 <223> PCR primer

<400> 82
 catctagtca ctcaaagaat tgctat 26

35
 <210> 83
 <211> 26
 <212> DNA
 <213> Artificial

40
 <220>
 <223> PCR primer

<400> 83
 catctagtca ctcaaagaat tgctat 26

45
 <210> 84
 <211> 22
 <212> DNA
 <213> Artificial

50
 <220>
 <223> PCR primer

55
 <400> 84
 ctacggaaca agaggtgcca at 22

EP 2 373 154 B1

<210> 85
 <211> 27
 <212> DNA
 <213> Artificial
 5
 <220>
 <223> PCR primer
 <400> 85
 10 ggccgcgggg ctcgagtgct tccgcac 27
 <210> 86
 <211> 63
 <212> DNA
 15 <213> Artificial
 <220>
 <223> PCR primer
 20 <400> 86
 cgagataaga taaatatcta cggaacaaga ggtgccaatc ttcgaagggc accacttttc 60
 tgc 63
 25
 <210> 87
 <211> 27
 <212> DNA
 <213> Artificial
 30
 <220>
 <223> PCR primer
 <400> 87
 35 ggccgcgggg ctcgagtgct tccgcac 27
 <210> 88
 <211> 70
 40 <212> DNA
 <213> Artificial
 <220>
 <223> PCR primer
 45 <400> 88
 aacctgagta aatgtctaac ttctgcaggt cccatgtttg caacaaacga gataagataa 60
 50 atatctacgg 70
 <210> 89
 <211> 27
 55 <212> DNA
 <213> Artificial
 <220>

EP 2 373 154 B1

<223> PCR primer

<400> 89
 ggccgcgggg ctcgagtgct tccgcac 27

5

<210> 90
 <211> 66
 <212> DNA
 <213> Artificial

10

<220>
 <223> PCR primer

<400> 90

15

ggatccctac tggcagacac ctaaaagttt catataaagt aacctgagtaaatgtctaac 60
 ttctgctc 66

20

<210> 91
 <211> 27
 <212> DNA
 <213> Artificial

25

<220>
 <223> PCR primer

<400> 91
 ggccgcgggg ctcgagtgct tccgcac 27

30

<210> 92
 <211> 48
 <212> DNA
 <213> Artificial

35

<220>
 <223> PCR primer

<400> 92
 ggatccttat atccagacca taaacctgag taaatgctacttctgc 48

40

<210> 93
 <211> 27
 <212> DNA
 <213> Artificial

45

<220>
 <223> PCR primer

<400> 93
 ggccgcgggg ctcgagtgct tccgcac 27

50

<210> 94
 <211> 80
 <212> DNA
 <213> Artificial

55

<220>

EP 2 373 154 B1

<223> PCR primer
<400> 94
5 aggtttatcc atgcaatcct gatagctcct gggtttatat ccagaccata aaccattgcc 60
acatcccagc tctgctactg 80
<210> 95
10 <211> 27
<212> DNA
<213> Artificial
<220>
15 <223> PCR primer
<400> 95
ggccgcgggg ctcgagtgc tccgcac 27
20 <210> 96
<211> 80
<212> DNA
<213> Artificial
25 <220>
<223> PCR primer
<400> 96
30 ggatccttat agattgggag accatcgtcg tctagtgcac tcaagtaaag gtttatccat 60
gcaatcctga tagctcctgg 80
<210> 97
35 <211> 22
<212> DNA
<213> Artificial
<220>
40 <223> PCR primer
<400> 97
ggcatccaga ttcatcttc ag 22
45 <210> 98
<211> 22
<212> DNA
<213> Artificial
50 <220>
<223> PCR primer
<400> 98
55 ggcatccaga ttcatcttc ag 22
<210> 99
<211> 22
<212> DNA

EP 2 373 154 B1

<213> Artificial

<220>
<223> PCR primer

5

<400> 99
ggcatccaga ttccatcttc ag 22

<210> 100
<211> 19
<212> DNA
<213> Artificial

10

<220>
<223> PCR primer

15

<400> 100
cgattccagc ttccggttg 19

20

<210> 101
<211> 22
<212> DNA
<213> Artificial

25

<220>
<223> PCR primer

<400> 101
ctacggaaca agaggtgcca ac 22

30

<210> 102
<211> 22
<212> DNA
<213> Artificial

35

<220>
<223> PCR primer

<400> 102
ctacggaaca agaggtgcca at 22

40

<210> 103
<211> 22
<212> DNA
<213> Artificial

45

<220>
<223> PCR primer

<400> 103
ctacggaaca agaggtgcca at 22

50

<210> 104
<211> 26
<212> DNA

55

<213> Artificial

<220>

<223> PCR primer

<400> 104

5 catctagtca ctcaaagaat tgctat 26

Claims

- 10 1. A beverage prepared from a barley plant, or a part thereof, wherein said beverage contains a level of dimethyl sulfide (DMS) below 20 ppb and a level of S-methyl-I-methionine (SMM) of less than 20 ppb, and wherein said barley plant, or part thereof, carries a mutation in the gene encoding methionine S-methyltransferase (MMT), causing a total loss of functional MMT.
- 15 2. The beverage according to claim 1, wherein said beverage is a malt beverage.
3. The beverage according to any one of the preceding claims, wherein the beverage is beer.
- 20 4. The beverage according to any one of the preceding claims, wherein the beverage contains less than 10 ppb DMS.
5. The beverage according to any one of the preceding claims, wherein the beverage contains less than 10 ppb, S-methyl-I-methionine (SMM).
- 25 6. A barley plant, or part thereof, wherein the barley plant carries a mutation in the gene encoding methionine-S-methyltransferase (MMT) that causes a total loss of MMT function.
7. The barley plant, or part thereof, according to claim 6, wherein the mutation is within a splice site of the gene encoding MMT.
- 30 8. The barley plant, or a part thereof, according to any one of claims 6 to 7, wherein the mutation in the gene encoding MMT is a G→A mutation of base no. 3076 of SEQ ID NO:3 or a G→A mutation of base no. 1462 of SEQ ID NO:16.
- 35 9. The barley plant or a part thereof according to anyone of claims 6 to 8, wherein the mutation results in a gene encoding a truncated form of MMT comprising an N-terminal fragment of wild-type MMT and optionally additional C-terminal sequences not found in wild-type MMT, wherein said N-terminal fragment comprises at the most the 500 N-terminal amino acid residues of SEQ ID NO:6.
- 40 10. The beverage according to any one of claims 1 to 5 wherein the beverage is prepared from a barley plant, or a part thereof, according to any one of claims 6 to 9.
- 45 11. A malt composition comprising a processed barley plant, or part thereof, wherein said barley plant is the barley plant according to any of claims 6 to 9.
12. The malt composition according to claim 11, wherein the malt composition is milled malt.
- 50 13. A wort composition prepared using the barley plant, or part thereof, according to any of claims 6 to 9, or using a malt composition prepared from said barley plant or part thereof, or mixtures thereof, wherein the wort composition comprises less than 20 ppb SMM.
- 55 14. A method of producing a beverage containing less than 20 ppb DMS and less than 20 ppb SMM, said method comprising the steps of:
- (i) preparing a composition comprising a barley plant, or parts thereof, according to any of claims 6 to 9;
- (ii) processing the composition of (i) into a beverage;
- thereby obtaining a beverage containing less than 20 ppb DMS and less than 20 ppb SMM.
15. A method of producing a malt composition comprising at the most 200 ppb free DMS, said method comprising the

steps of:

- (i) providing kernels of a barley plant according to any one of claims 6 to 9;
- (ii) steeping said kernels;
- (iii) germinating the steeped kernels under predetermined conditions;
- (iv) treating germinated kernels with heat;

thereby producing a malt composition comprising at the most 200 ppb free DMS.

- 16. The barley plant or part thereof according to any one of claims 6 to 9, wherein the barley plant carries a mutation in the gene encoding lipoxygenase 1, causing a total loss of lipoxygenase 1 activity.
- 17. The malt composition according to any one of claims 11 to 12, wherein the malt composition is prepared from the barley plant, or part thereof, according to claim 16.
- 18. The wort composition according to claim 13, wherein the wort composition is prepared from the barley plant, or part thereof, according to claim 16.
- 19. The beverage according to any one of claims 1 to 5, wherein the beverage is prepared from the barley plant or part thereof, according to claim 16.

Patentansprüche

- 1. Getränk, das aus einer Gerstenpflanze oder einem Teil davon hergestellt wird, wobei das Getränk einen Gehalt an Dimethylsulfid (DMS) unter 20 ppb und einen Gehalt an S-Methyl-1-methionin (SMM) von weniger als 20 ppb enthält und wobei die Gerstenpflanze oder ein Teil davon eine Mutation in dem Gen trägt, welches die Methionin-S-methyltransferase (MMT) codiert, die zu einem vollständigen Verlust von funktionaler MMT führt.
- 2. Getränk nach Anspruch 1, wobei das Getränk ein Malzgetränk ist.
- 3. Getränk nach einem der vorangehenden Ansprüche, wobei das Getränk Bier ist.
- 4. Getränk nach einem der vorangehenden Ansprüche, wobei das Getränk weniger als 10 ppb DMS enthält.
- 5. Getränk nach einem der vorangehenden Ansprüche, wobei das Getränk weniger als 10 ppb S-Methyl-1-methionin (SMM) enthält.
- 6. Gerstenpflanze oder ein Teil davon, wobei die Gerstenpflanze eine Mutation in dem Gen trägt, welche die Methionin-S-methyltransferase (MMT) codiert, die zu einem vollständigen Verlust der MMT-Funktion führt.
- 7. Gerstenpflanze oder ein Teil davon nach Anspruch 6, wobei die Mutation innerhalb einer Spleißstelle des Gens vorliegt, welche MMT codiert.
- 8. Gerstenpflanze oder ein Teil davon nach einem der Ansprüche 6 bis 7, wobei die Mutation in dem Gen, welches MMT codiert, eine G→A-Mutation der Basiszahl 3076 der SEQ ID NO:3 oder eine G→A-Mutation der Basiszahl 1462 der SEQ ID NO:16 ist.
- 9. Gerstenpflanze oder ein Teil davon nach einem der Ansprüche 6 bis 8, wobei die Mutation dazu führt, dass ein Gen eine verkürzte Form der MMT codiert, die ein N-terminales Fragment von Wild-Typ MMT und optional weitere C-terminale Sequenzen umfasst, die nicht in Wild-Typ MMT vorhanden sind, wobei das N-terminale Fragment höchstens die 500 N-terminalen Aminosäurereste der SEQ ID NO: 6 umfasst.
- 10. Getränk nach einem der Ansprüche 1 bis 5, wobei das Getränk aus einer Gerstenpflanze oder einem Teil davon nach einem der Ansprüche 6 bis 9 hergestellt wird.
- 11. Malzkomposition, die eine verarbeitete Gerstenpflanze oder einen Teil davon umfasst, wobei die Gerstenpflanze eine Gerstenpflanze nach einem der Ansprüche 6 bis 9 ist.

EP 2 373 154 B1

12. Malzkomposition nach Anspruch 11, wobei die Malzkomposition gemahlenes Malz ist.
13. Würzkomposition, die aus der Gerstenpflanze oder einem Teil davon nach einem der Ansprüche 6 bis 9 hergestellt wird, oder die Verwendung einer Malzkomposition, die aus der Gerstenpflanze oder einem Teil davon hergestellt wird, oder Mischungen davon, wobei die Würzkomposition weniger als 20 ppb SMM umfasst.
14. Verfahren zur Herstellung eines Getränks, das weniger als 20 ppb DMS und weniger als 20 ppb SMM enthält, wobei das Verfahren die Schritte umfasst:
- (i) Herstellung einer Komposition, die eine Gerstenpflanze oder Teile davon nach einem der Ansprüche 6 bis 9 umfasst;
 - (ii) Verarbeitung der Komposition (i) zu einem Getränk;
- wobei ein Getränk mit weniger als 20 ppb DMS und weniger als 20 ppb SMM erhalten wird.
15. Verfahren zur Herstellung einer Malzkomposition, die höchstens 200 ppb freies DMS umfasst, wobei das Verfahren die Schritte umfasst:
- (i) Bereitstellen von Körnern einer Gerstenpflanze nach einem der Ansprüche 6 bis 9;
 - (ii) Quellung der Körner;
 - (iii) Keimen der gequollenen Körner unter vorbestimmten Bedingungen;
 - (iv) Behandlung der gekeimten Körner mit Hitze;
- wobei eine Malzkomposition hergestellt wird, die höchstens 200 ppb freies DMS umfasst.
16. Gerstenpflanze oder ein Teil davon nach einem der Ansprüche 6 bis 9, wobei die Gerstenpflanze eine Mutation in dem Gen trägt, die Lipoxygenase 1 codiert, die zu einem vollständigen Verlust der Lipoxygenase 1-Aktivität führt.
17. Malzkomposition nach einem der Ansprüche 11 bis 12, wobei die Malzkomposition aus der Gerstenpflanze oder einem Teil davon nach Anspruch 16 hergestellt wird.
18. Würzkomposition nach Anspruch 13, wobei die Würzkomposition aus der Gerstenpflanze oder einem Teil davon nach Anspruch 16 hergestellt wird.
19. Getränk nach einem der Ansprüche 1 bis 5, wobei das Getränk aus einer Gerstenpflanze oder einem Teil davon nach Anspruch 16 hergestellt wird.

Revendications

1. Boisson préparée à partir d'un plant d'orge ou d'une partie de celui-ci, dans laquelle ladite boisson contient un taux de sulfure de diméthyle (DMS) inférieur à 20 ppb et un taux de S-méthyl-L-méthionine (SMM) inférieur à 20 ppb, et dans laquelle ledit plant d'orge, ou ladite partie de celui-ci, porte une mutation dans le gène codant pour la méthionine S-méthyltransférase (MMT), entraînant une perte totale de MMT fonctionnelle.
2. Boisson selon la revendication 1, dans laquelle ladite boisson est une boisson à base de malt.
3. Boisson selon l'une quelconque des revendications précédentes, dans laquelle la boisson est la bière.
4. Boisson selon l'une quelconque des revendications précédentes, dans laquelle la boisson contient moins de 10 ppb de DMS.
5. Boisson selon l'une quelconque des revendications précédentes, dans laquelle la boisson contient moins de 10 ppb de S-méthyl-L-méthionine (SMM).
6. Plant d'orge, ou partie de celui-ci, dans lequel le plant d'orge porte une mutation dans le gène codant pour la méthionine S-méthyltransférase (MMT) qui entraîne une perte totale de MMT fonctionnelle.

EP 2 373 154 B1

7. Plant d'orge ou partie de celui-ci selon la revendication 6, dans lequel la mutation se trouve dans un site d'épissage du gène codant pour la MMT.
- 5 8. Plant d'orge ou partie de celui-ci selon l'une quelconque des revendications 6 ou 7, dans lequel la mutation dans le gène codant pour la MMT est une mutation de G en A de la base n°3076 de SEQ ID N°3 ou une mutation de G en A de la base n° 1462 de SEQ ID N° 16.
- 10 9. Plant d'orge ou partie de celui-ci selon l'une quelconque des revendications 6 à 8, dans lequel la mutation produit un gène codant pour une forme tronquée de la MMT comprenant un fragment N-terminal de MMT de type sauvage et éventuellement des séquences supplémentaires C-terminales qui n'existent pas dans la MMT de type sauvage, dans lequel ledit fragment N-terminal comprend au plus les 500 résidus d'acides aminés N-terminaux de SEQ ID N° 6.
- 15 10. Boisson selon l'une quelconque des revendications 1 à 5, dans laquelle la boisson est préparée à partir d'un plant d'orge ou d'une partie de celui-ci selon l'une quelconque des revendications 6 à 9.
- 20 11. Composition à base de malt comprenant un plant d'orge transformé ou une partie de celui-ci, dans lequel ledit plant d'orge est le plant d'orge selon l'une quelconque des revendications 6 à 9.
- 25 12. Composition à base de malt selon la revendication 11, dans laquelle la composition à base de malt est un malt concassé.
- 30 13. Composition à base de moût préparée au moyen du plant d'orge ou d'une partie de celui-ci selon l'une quelconque des revendications 6 à 9, ou au moyen d'une composition à base de malt préparée à partir dudit plant d'orge ou d'une partie de celui-ci, ou de leurs mélanges, dans laquelle la composition à base de moût comprend moins de 20 ppb de SMM.
- 35 14. Procédé de fabrication d'une boisson contenant moins de 20 ppb de DMS et moins de 20 ppb de SMM, ledit procédé comprenant les étapes suivantes :
- 40 i) la préparation d'une composition comprenant un plant d'orge ou des parties de celui-ci, selon l'une quelconque des revendications 6 à 9 ;
ii) la transformation de la composition de l'étape i) en une boisson ;
- afin d'obtenir une boisson contenant moins de 20 ppb de DMS et moins de 20 ppb de SMM.
- 45 15. Procédé de fabrication d'une composition à base de malt comprenant au plus 200 ppb de DMS libre, ledit procédé comprenant les étapes suivantes :
- 50 i) la fourniture de grains d'un plant d'orge selon l'une quelconque des revendications 6 à 9 ;
ii) le trempage desdits grains ;
iii) la mise en germination des grains trempés dans des conditions prédéterminées ;
iv) le traitement des grains germés avec de la chaleur ;
- afin de produire une composition à base de malt comprenant au plus 200 ppb de DMS libre.
- 55 16. Plant d'orge ou partie de celui-ci selon l'une quelconque des revendications 6 à 9, dans lequel le plant d'orge porte une mutation dans le gène codant pour la lipoxigénase 1, entraînant une perte totale d'activité de la lipoxigénase 1.
17. Composition à base de malt selon l'une quelconque des revendications 11 ou 12, dans laquelle la composition à base de malt est préparée à partir du plant d'orge ou d'une partie de celui-ci selon la revendication 16.
18. Composition à base de moût selon la revendication 13, dans laquelle la composition à base de moût est préparée à partir du plant d'orge ou d'une partie de celui-ci selon la revendication 16.
19. Boisson selon l'une quelconque des revendications 1 à 5, dans laquelle la boisson est préparée à partir du plant d'orge ou d'une partie de celui-ci selon la revendication 16.

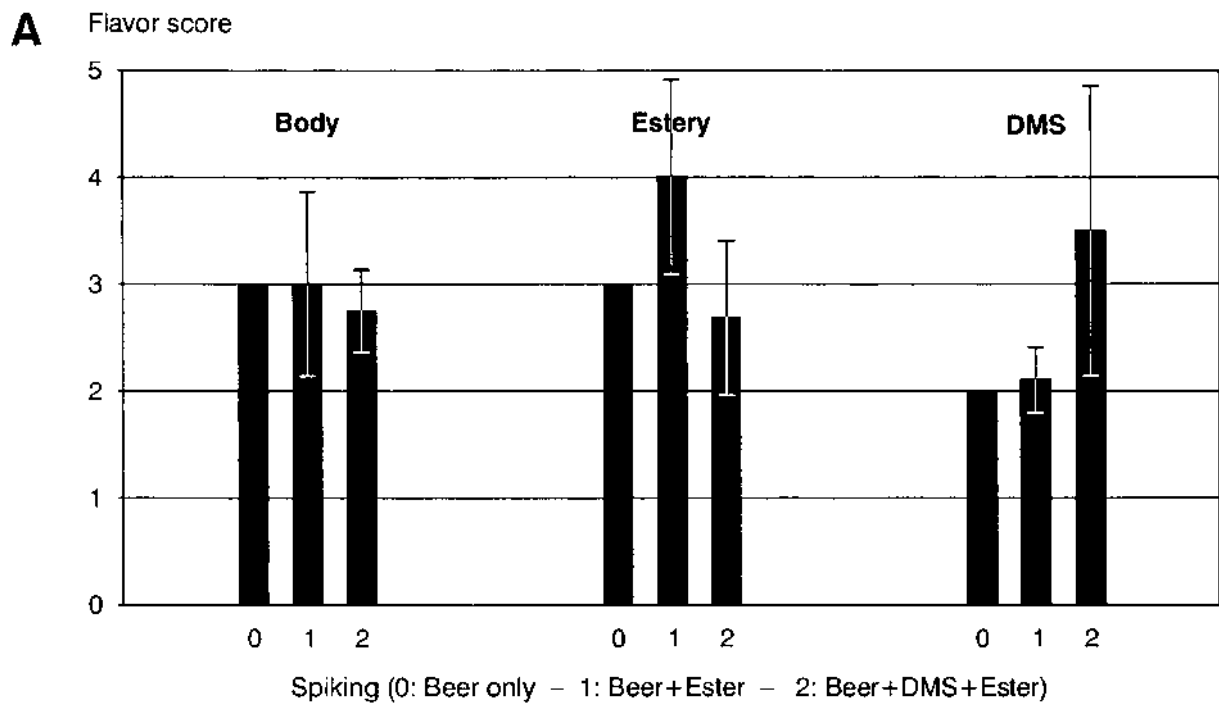


FIG. 1

B

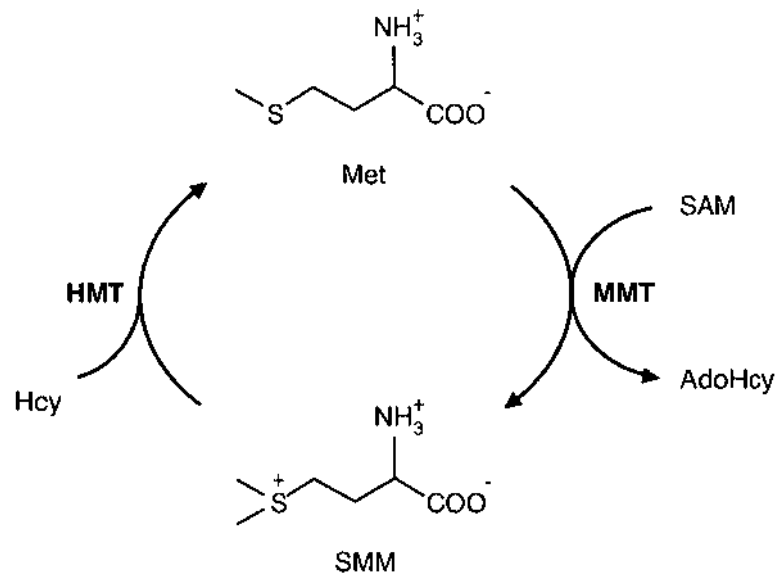


FIG. 1

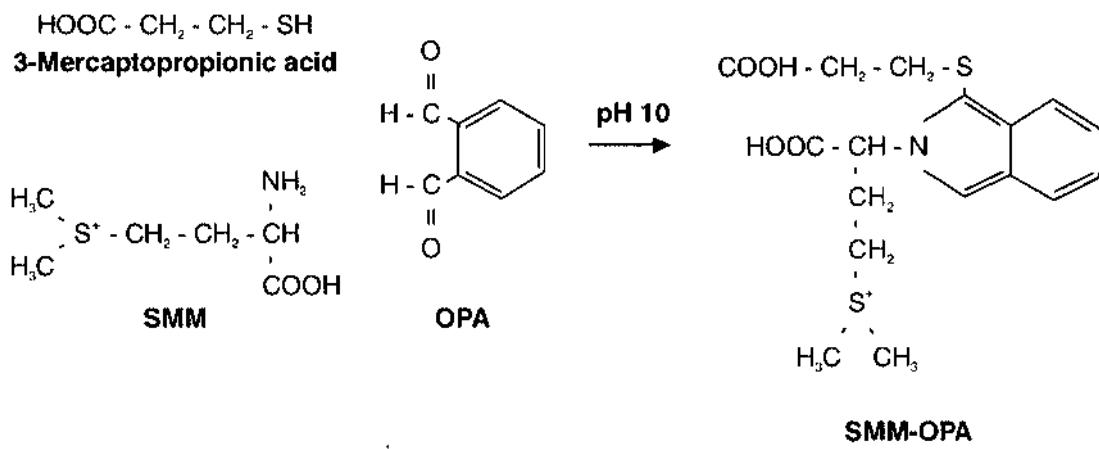


FIG. 2

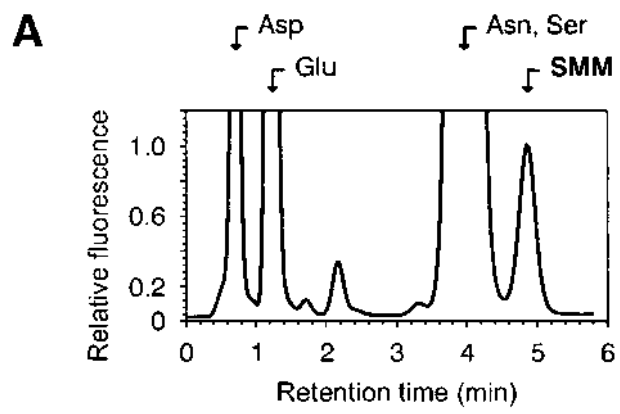


FIG. 3

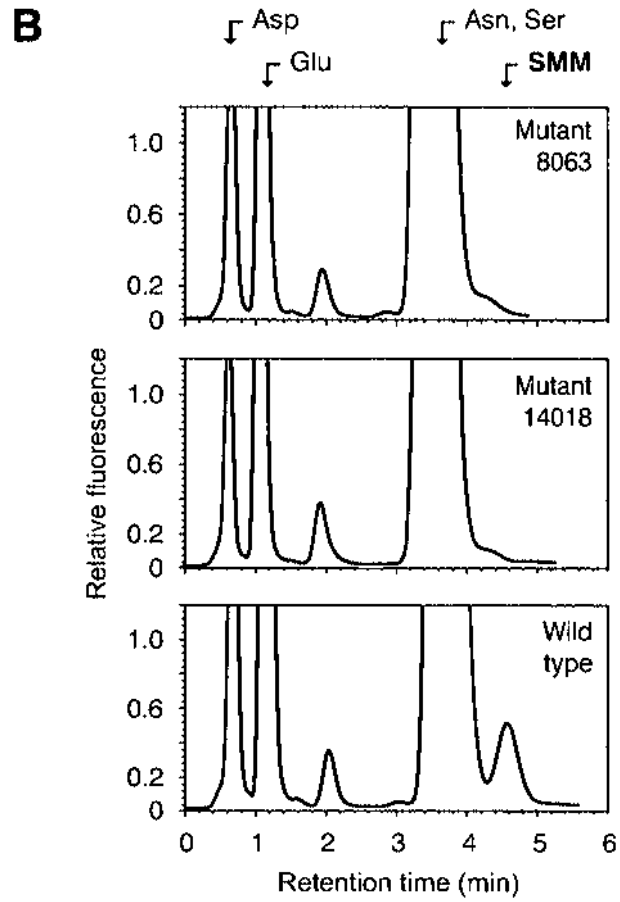


FIG. 3

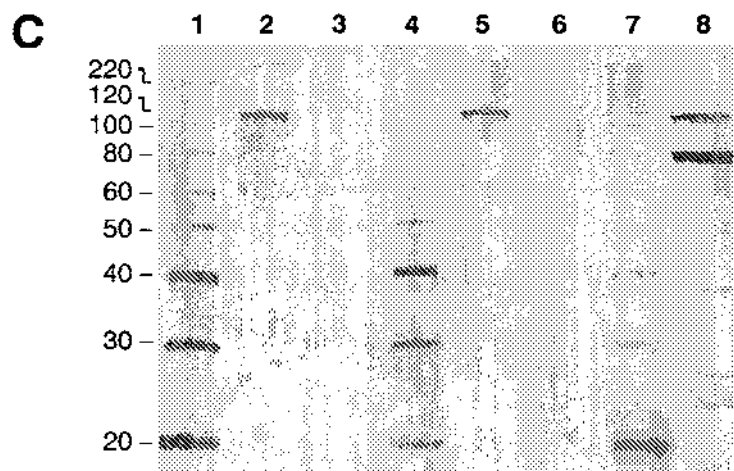


FIG. 3

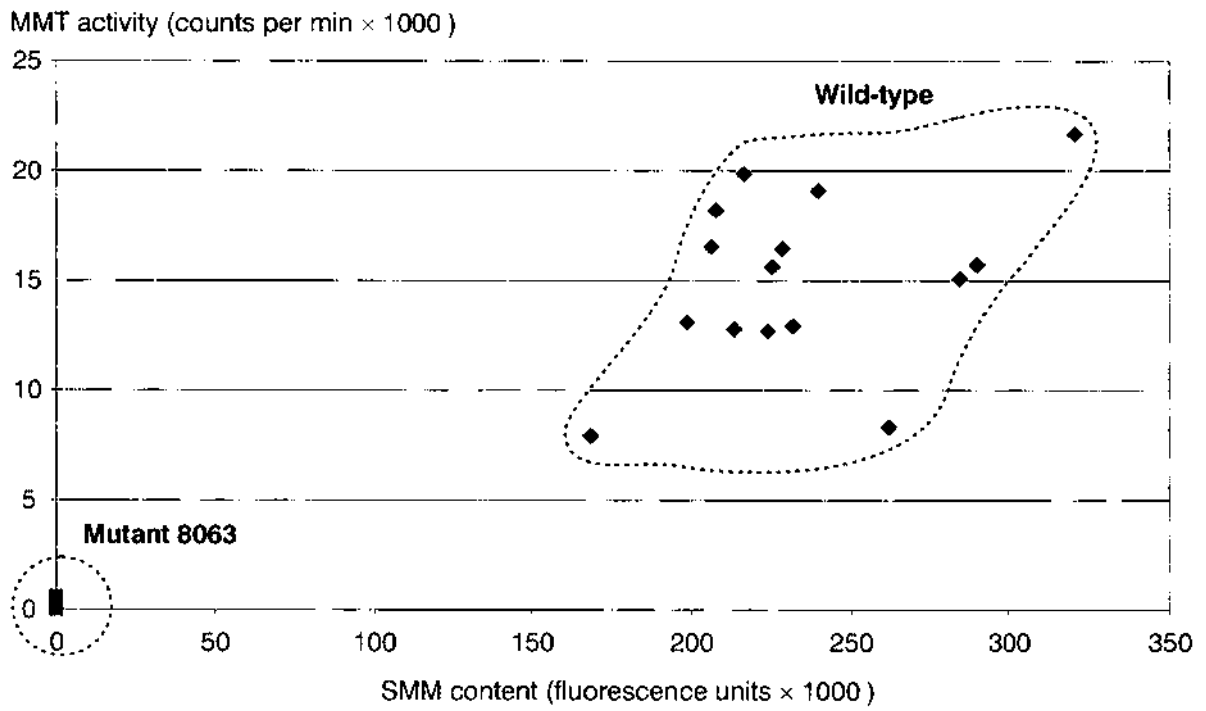


FIG. 4

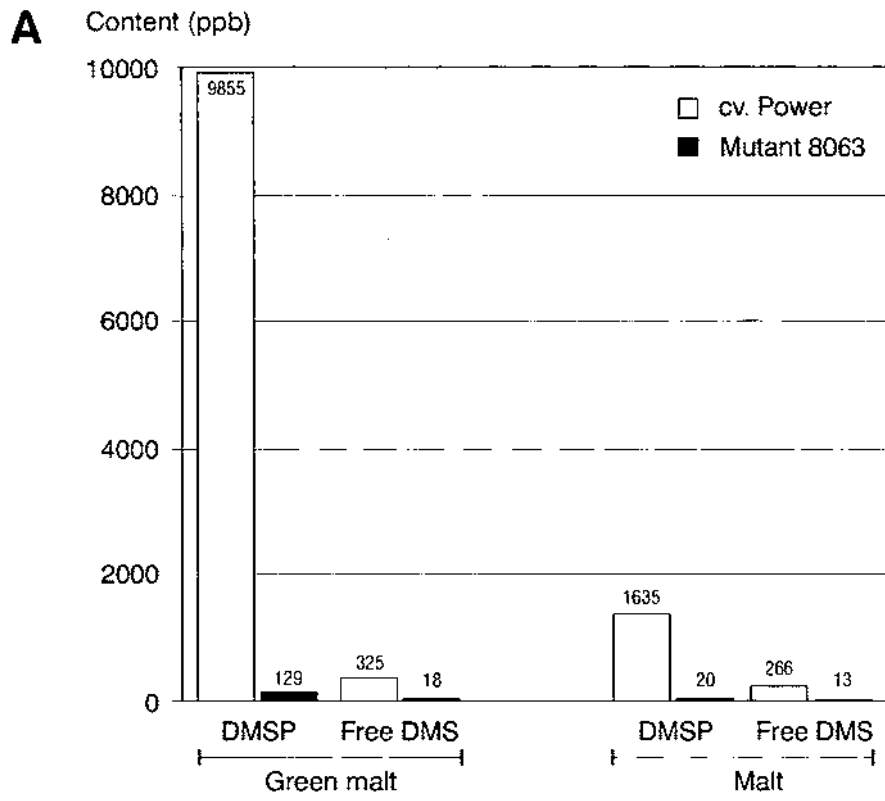


FIG. 5

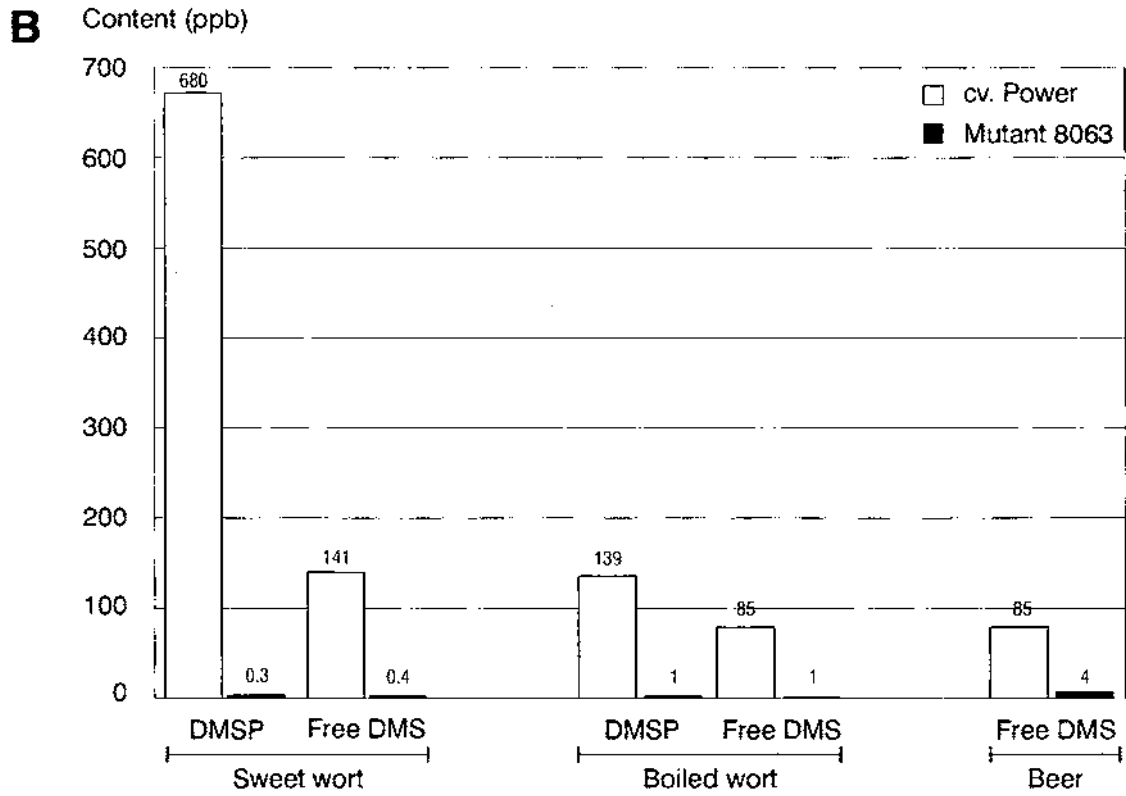


FIG. 5

A

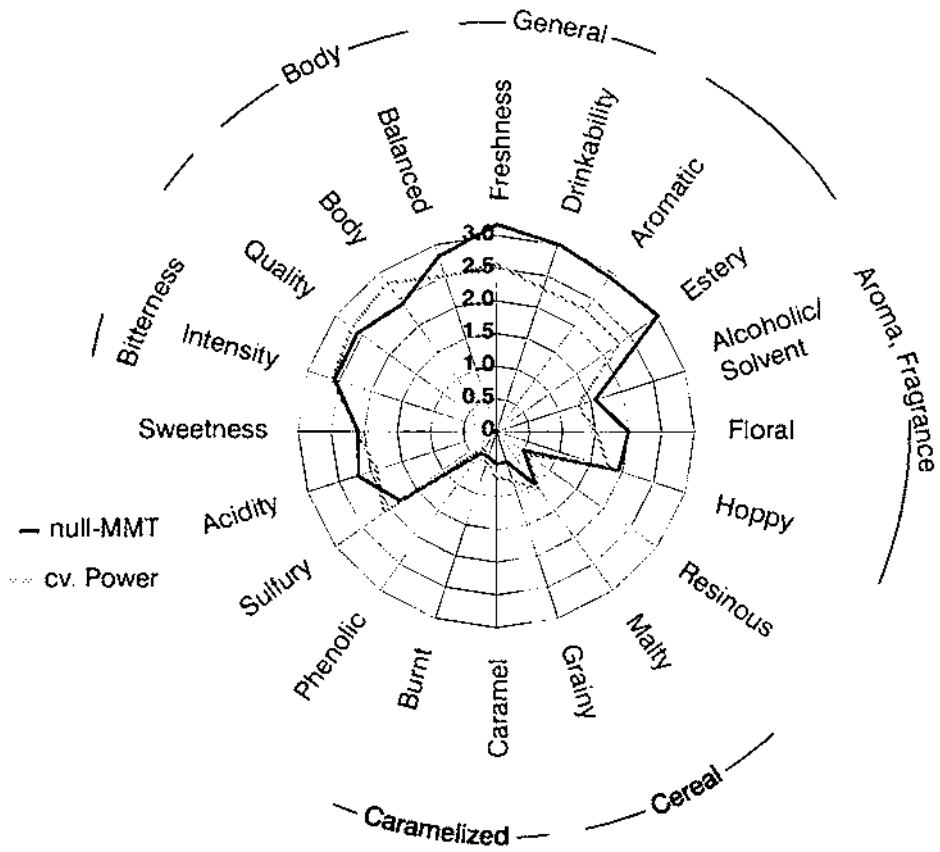


FIG. 6

B

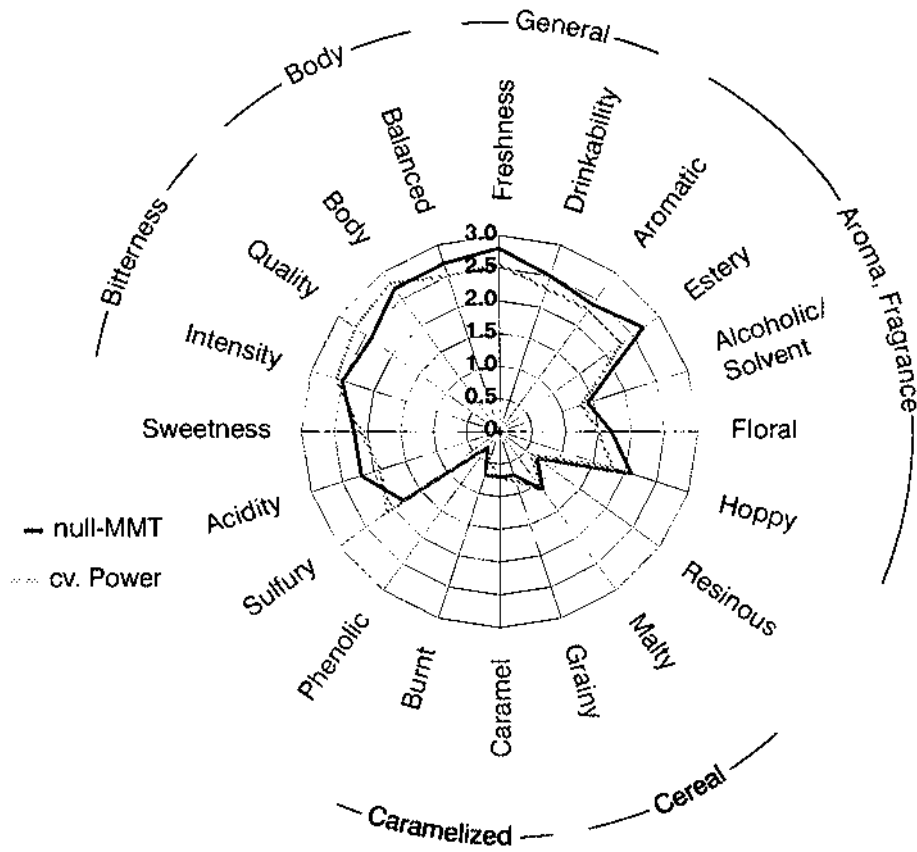


FIG. 6

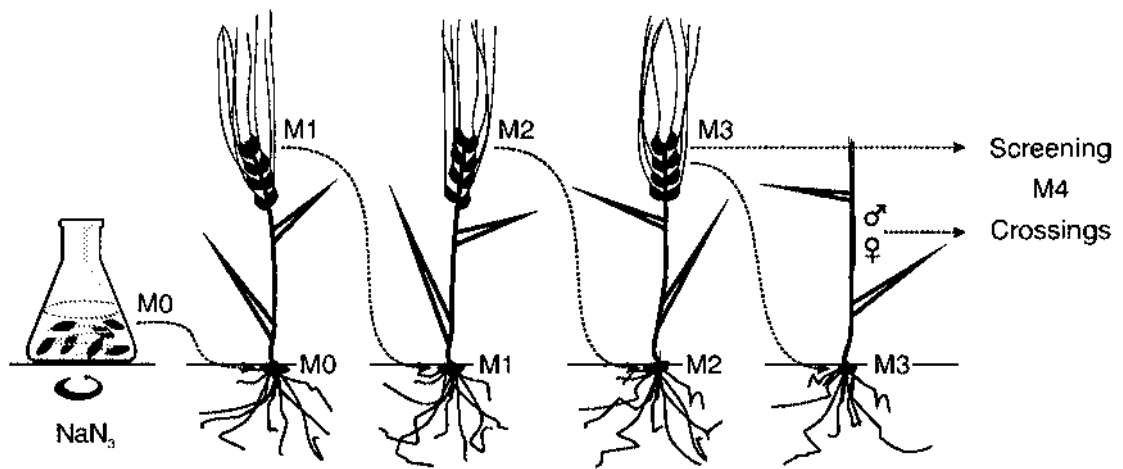


FIG. 7

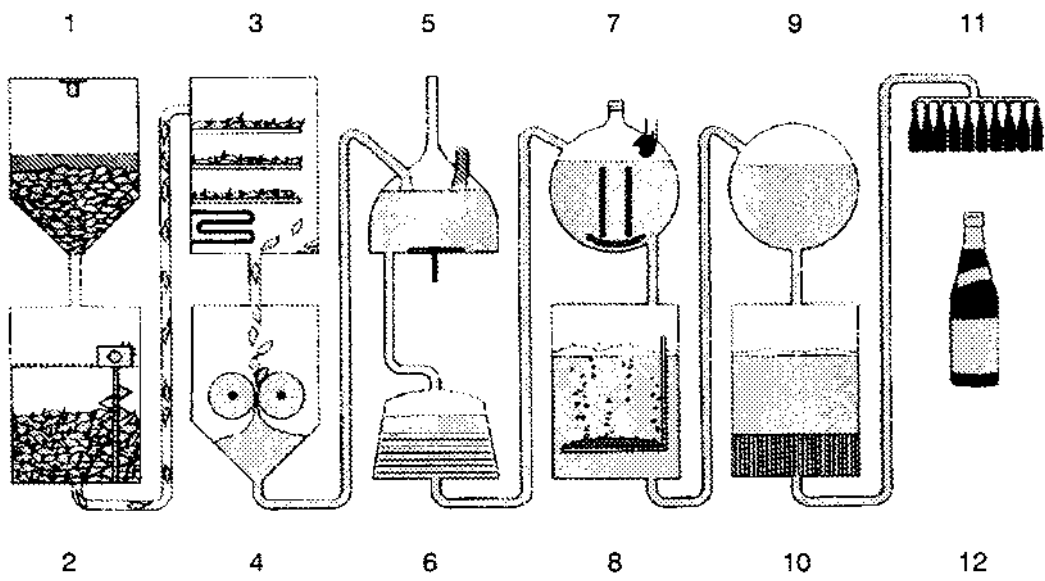


FIG. 8

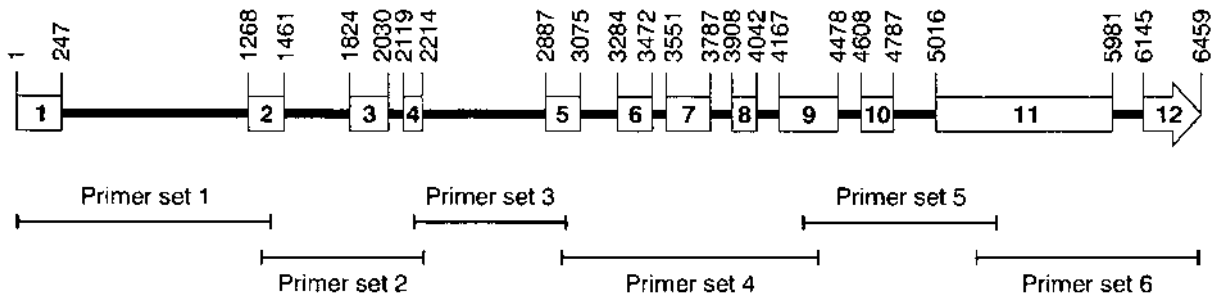


FIG. 9

```

1 ATGGCTGGGGGGGGGGGACGTGGAGGCGTTCCCTGGGGGGTCCAGGCGTGGGGGAC 60
1 M A A A A G D V E A F L A A C Q A S G D 20
61 GGGCGTACGGCGCCGCCAAGGCGGTGGAGCGGCTCGAGGCGCCGGCCACGGCGCC 120
21 A A Y G A A K A V L E R L E A P A T R A 40
121 GAGGCCAGGCGGCTCCCTGGGGCGGTGGAGGCGCTTCGCCGGCGGGCCGGCGCG 180
41 E A R R L L G A V R R R F A A G G P A A 60
181 GGGCTCGAGTGCCTCCGACCTTCCACTTCCGCATCCACGACGCTGCTCCGACCCCCAC 240
61 G L E C F R T F H F R I H D V V L D P H 80
241 CTCCAAGGATTCAGCAAAGAAAGAGCTAACAATGATGGAGATACCCAGCATTTTCAT 300
81 L O G F Q O R K K L T M M E I P S I F I 100
301 CCAGAAGACTGGTCATTCACTTTCTACGAGGCTCAACCGGCATCCAGATTCATCTTC 360
101 P E D W S F T F Y E G L N R H P D S I F 120
361 AGGGATAAGACAGTAGCAGAGCTGGGATGTGGCAATGGTTGGATATCATTGCADTTGCA 420
121 R D K T V A E L G C G N G W I S I A L A 140
421 GAAAAGTGGTGGCCCTTCAAGGTTTATGGTCTGGATATAAACCCAAAGACTATCAAGATT 480
141 E K W C P S K V Y G L D I N P R A I K I 160
481 GCATGGATAAACCTTTACTTGAATGCAC TAGACGACGATGGTCTCCAACTCATGATGCG 540
161 A W I N L Y L N A L D D D G L P I Y D A 180
541 GAGGGGAAAACATTGCTTGACAGACTCGAATTCATGAATCTGATCTCTTTCTTACTGT 600
181 E G K T L L D R V E F Y E S D L L S Y C 200
601 AGAGATAACAAGATAGAAGTTGATCGCATTGTTGGATGCATACCACAGATTCCTAAACCC 660
201 R D N K I E L D R I V G C I P Q I L N P 220
661 AATCCAGAGGCAATGTCAAAGATGTAAGTGAATAATCAAGTGAGGAGTCTTGTACTCC 720
221 N P E A M S K I V T E N S S E E F L Y S 240
721 TTGAGCACTACTGTGCTCTCCAGGTTTGTGTTGAGGACCAATTTGGCCCTGGGTTGAT 780
241 L S N Y C A L Q G F V E D Q F G L G L I 260
781 GCTGGGCGTGTGAAGAAAGGATATCTGTGATAAAGCCTAGTGGTCTTATGGTATTCAC 840
261 A R A V E E G I S V I K P S G L M V F N 280
841 ATGGGAGGCGGCCAGGACAAGGTGCTGTGAGGCGCTATTTCTACGCGTGGATTTGGC 900
281 M G G R P G Q G V C E R L F L R R G F R 300
901 ATCAATAAGCTCTGGCAAACAAAATATGCAAGCTGCTGACACAGACATCTCCGCTTA 960
301 I N K L W Q T K I M Q A A D T D I S A L 320
961 GTTAAAT TGAGAAAAATAGCCGACATCGCTTCGAGTTCTTTATGGATCTTGTGGGGAT 1020
321 V E I E K N S R H R F E F F M D L V G D 340
1021 CAGCCTGTGTGCGCGCACAGCATGGGCATACATGAAATCTGGTGGCCGCATTTACAT 1080
341 Q P V C A R T A W A Y M K S G G R I S H 360

```

FIG. 10

1081 GCTTTGCTGTGTATAGGTGTCAACTTCGCCAGCCCAACCAGGTGAAGAAAATTTGAG 1140
 361 A L S V Y S C Q L R Q P N O V K K I F E 380
 1141 TTCCTTAAAGACGGATTCCATGAAGTCAGCAGCTCCCTCGATTGTCTTTGATGATGAT 1200
 381 F L K D G F H E V S S S L D L S F D D D 400
 1201 TCTGTTGCTGATGAAAAAATTCCTTCTAGCATACCTAGCTAGTTTCTTGCAAGAGAAT 1260
 401 S V A D E K I P F L A Y L A S F L O E N 420
 1261 AAGTCTAATCCTTGTGAGCCTCCAGCTGGATGTTTAAATTTCCGGAATCTTGTGCTGGA 1320
 421 K S N P C E P P A G C L N F R N L V A G 440
 1321 TTTATGAAGAGTTACCACCACATCCCATTAACTCCTGATAATGTTGTTGTTGCCATCC 1380
 441 F M K S Y H H I P L T P D N V V V F P S 460
 1381 OSTGCTGTTGCAATCGAAAATGCTCTTCGGTGTTCACCTGGACTTGGCAATGTTGAC 1440
 461 R A V A I E N A L R L F S P G L A I V D 480
 1441 GAACACCTAACCCAGACACTTGCCCAAGCAATGGTTAACATCTTTAGCAATFGAGGAAAGT 1500
 481 E H L T R H L P K Q W L T S L A I E E S 500
 1501 AACCATGCTAAGATACAGTAACGTAAATCGAAGCACCACGCCAATCAGATTTGCTGATT 1560
 501 N H A K D T V T V I E A P R Q S D L L I 520
 1561 GAGTTGATCAGGAAACTGAAGCCTCAGGTTGTTGTTACTGGCATGGCTCAGTTTGAGGCT 1620
 521 E L I R K L K P Q V V V T G M A O F E A 540
 1621 ATCACCAGTGTCTTTTCGTGAAGTATTAAGTGAACGAAAGATGTTGGTTCCTCGATTA 1680
 541 I T S A A F V N L L S V T K D V G S R L 560
 1681 TTACTAGATATTTCAGAACATCTGGAATGTCTAGTCTGCCAAGCTCAAATGGTGTATTG 1740
 561 L L D I S E H L E L S S L P S S N G V L 580
 1741 AAATATCTTGTGGGAAGACCCCTGCCCTCACATGGGCTATATFTGTGGCTTAGTTAAG 1800
 581 K Y L A G K T L P S H A A I L C G L V K 600
 1801 AATCAGGTTTATCTGATCTGGAAGTTGCTTTTGTCTATCTCTGAAGATCCAACTGTTTAT 1860
 601 N Q V Y S D L E V A F A I S E D P T V Y 620
 1861 AAGGCATTGTCACAAACTATTGAGCTATTGGAAGGACATACTTCTGTGATCAGCCAGCAC 1920
 621 K A L S Q T I E L L E G H T S V I S Q H 640
 1921 TATTATGGTTGCTTTTCCATGAGCTGCTGGCATTTCAAAATTTGGTGACCCGGCATCCAAA 1980
 641 Y Y G C L F H E L L A F Q I G D R H P Q 660
 1981 CAAGAGAGAGAACCTGCAGAAAGTATCTAAGGAGATGATAGGGTTTTCAAGTTCAGCT 2040
 661 Q E R E P A E V I S K E M I G F S S S A 680
 2041 ATGTCACCCCTAGAAGGAGCTGAGTTTTTCSTTCTGGTTCATGGAATCCGGTGCATA 2100
 681 M S T L E G A E F F V P G S M E S G V I 700
 2101 CATATGGATCTGGACCGCAGCTTCTTGCCAGTACCTTCTGCAGTAAACGCCCTCCATTTTC 2160
 701 H M D L D R S F L P V P S A V N A S I F 720
 2161 GAAAGTTTTGTCTGTCAGAACATCACTGATTCTGAAACCGATGTCGGTTCCAGCATTCAG 2220
 721 E S F V R Q N I T D S E T D V R S S I Q 740

FIG. 10 - continued

2221 CAGCTGGTGAAGATAGCTATGGTTTCTCAGCAGCGGGTCTTCTGAAATTATATACGGG 2280
 741 Q L V K D S Y G F S A G G A S E I I Y G 760

2281 AACACCTGTCTCGCGCTCTCAACAAGCTTGTCTTTGCTGCATGCAAGAACAAGGACC 2340
 761 N T C L A L F N K L V L C C M O E O G T 780

2341 TTGCTTTCCCGTTGGGAACCAACGGGCATTACGTCAACSCAGCAAAGTTTGTGAATGCA 2400
 781 L L F P L G T N G H Y V N A A K F V N A 800

2401 AGCACCTTGACTATCCAAACGAAGGCAGATTCAAGCTTCAAGATCGAACCAGTGCTCTA 2460
 801 T T L T I P T K A D S G F K I E P S A L 820

2461 GCCGACACACTAGAGAAGGTGCTCAGCCGTGGGTCTATATTTCTGCCCCACAATCAAC 2520
 821 A D T L E K V S Q P W V V Y I S G P T I N 840

2521 CCTACTGGCTTCTGTACAGTGACGACGATATAGCAGAGCTGCTTCTGTCTGTGCGACA 2580
 841 P T G F L Y S D D D I A E L L S V C A T 860

2581 TACGGAGCCAGGGTGGTGAATAGATACCTCCTCCTCTGGTCTGGAGTCCAAGCCACCGGC 2640
 861 Y G A R V V I D T S S S G L E F Q A T G 880

2641 TGCAGCCAGTGSAAATTTGAAAGATGTCTTTCTAATGTCAAGTCTTCAAAGCCCTCGTTC 2700
 881 C S Q W N L E R C L S N V K S S K P S F 900

2701 TCCGTTGTCTGCTCGGAGAGCTGTCTTTGAGCTGACCACGGCTGGGCTTGATTTGGGG 2760
 901 S V V L L G E L S F E L T T A G L D F G 920

2761 TTTCTGATTATGAGCGACTCGTCTTGGTTGACACATTTTACAGTTTCCCAAGCTTGAGT 2820
 921 F L I M S D S S L V D T F Y S F P S L S 940

2821 OGGCCACACAGCAGCTTGAAGTACACGTTCAAGGAAGCTGTTGGGCTTTAAGAACCAAG 2880
 941 R P H S T L K Y T F R K L L G L K N Q K 960

2881 GATCAGCATTTCTGTATCTATCCTTGAGCAGAAGGAGACGTGAAGAATCGTGCCGAC 2940
 961 D Q H F S D L I L E Q K E T L K N R A D 980

2941 CAGTTGATCAAGACGCTTGAGAGCTGGCGCTGGGACGCTGTGGGCTGCCATGGCGGCATC 3000
 981 Q L I K T L E S C G W D A V G C H G G I 1000

3001 TCGATGCTTGCAAAACCGACCCCTACATTGGCAAATCGCTCAAGGTGGACGGCTTGAG 3060
 1001 S M L A K P T A Y I G K S L K V D G F E 1020

3061 GGC AAGTGGACAGCCACAACATGAGGGAAGCCCTCCTGAGGTCCACCGGGCTGTGCATT 3120
 1021 G K L D S H N M R E A L L R S T G L C I 1040

3121 AGCAGCAGCGGGTGGACAGGGGTGCCCGACTACTGCCGCTTCAAGCTTTGCTCTGGAGAGC 3180
 1041 S S S G W T G V P D Y C R F S F A L E S 1060

3181 GCGACTTCGACCCGGCCATGGAGTGCATCGCCCGGTTTCAGGAGCTGCTCCTTGGTGGC 3240
 1061 G D F D R A M E C I A R F R E L V L G G 1080

3241 GGTGCTAAGGTGAATGGTAGCAACTAG
 1081 G A K V N G S N *

FIG. 10 - continued

	1	60
cv. Haruna Nijo	MAAAAGDVEAFLAACQASGDAAYGAAKAVLERLEAPATRAEARRLLGAVRRRFAAGGPAA	
cv. Prestige	MAAAAGDVEAFLAACQASGDAAYGAAKAVLERLEAPATRAEARRLLGAVRRRFAAGGPAA	
	61	120
cv. Haruna Nijo	GLECFRTFHFRINDVVLDPHLOGFOQRKLTMMIIPSIPIPED#SFTFYEGLNRHPDSIF	
cv. Prestige	GLECFRTFHFRINDVVLDPHLOGFOQRKLTMMIIPSIPIPED#SFTFYEGLNRHPDSIF	
	121	180
cv. Haruna Nijo	RDKTVAELGCGNGWISIALAEKWCPSKVYGLDINPRGKIAWINLYLNALDDDLPIYDA	
cv. Prestige	RDKTVAELGCGNGWISIALAEKWCPSKVYGLDINPRGKIAWINLYLNALDDDLPIYDA	
	181	240
cv. Haruna Nijo	EGKTLDRVEFYESDLLSYCRDNKIELDRIVGCIPOILNPNPEAMSKIVTENSSEFLYS	
cv. Prestige	EGKTLDRVEFYESDLLSYCRDNKIELDRIVGCIPOILNPNPEAMSKIVTENSSEFLYS	
	241	300
cv. Haruna Nijo	LSNYCALGGFVEDQFGLG IARAVEEGISVIKPSGLMVFNNGGRPGGVCERLFLRRGFR	
cv. Prestige	LSNYCALGGFVEDQFGLG IARAVEEGISVIKPSGLMVFNNGGRPGGVCERLFLRRGFR	
	301	360
cv. Haruna Nijo	INKLWOTKIMQAADTISALVEIEKNSRHRFEFFMDLVGDOPVCARTAWAYMKSGGRISH	
cv. Prestige	INKLWOTKIMQAADTISALVEIEKNSRHRFEFFMDLVGDOPVCARTAWAYMKSGGRISH	
	361	420
cv. Haruna Nijo	ALSVYSCOLROPNVKKEFEFLKDGFEVSSLDLSFDDDSVADEKIPFLAYLASFGEN	
cv. Prestige	ALSVYSCOLROPNVKKEFEFLKDGFEVSSLDLSFDDDSVADEKIPFLAYLASFGEN	
	421	480
cv. Haruna Nijo	KSNPCPPAGCLNFRNLVAGFMKSYHHTPLTPDNVVVFPSSRAVAIENALRLFSPGLATVD	
cv. Prestige	KSNPCPPAGCLNFRNLVAGFMKSYHHTPLTPDNVVVFPSSRAVAIENALRLFSPGLATVD	
	481	540
cv. Haruna Nijo	EHLTRHLPKQWLTSLAIEESNHAKDTVTVIEAPROSDLLIELIRKLPQVVTGMADFEA	
cv. Prestige	EHLTRHLPKQWLTSLAIEESNHAKDTVTVIEAPROSDLLIELIRKLPQVVTGMADFEA	

FIG. 11

	541	600
cv. Haruna Nijo	ITSAAFVNL SVTKDVGSRLLLDISEHLELSSL PSSNGVLKYLAKGKTLPSHAA1LCGLVK	
cv. Prestige	ITSAAFVNL SVTKDVGSRLLLDISEHLELSSL PSSNGVLKYLAKGKTLPSHAA1LCGLVK	
	601	660
cv. Haruna Nijo	NQVYSOLEVAFAlSEDP TVYKALSQTIELLEGHTSVISQHYGCLFHELLAFQIGDRHPD	
cv. Prestige	NQVYSOLEVAFAlSEDP TVYKALSQTIELLEGHTSVISQHYGCLFHELLAFQIGDRHPD	
	661	720
cv. Haruna Nijo	QEREPAEVI SKEMIGFSSSAMSTLEGAEFFVPGSMESGV IHMDLDRSFLPVPSAVNASIF	
cv. Prestige	QEREPAEVI SKEMIGFSSSAMSTLEGAEFFVPGSMESGV IHMDLDRSFLPVPSAVNASIF	
	721	780
cv. Haruna Nijo	ESFVRQNTDSETDVRSSI QQLVKDSYGF SAGGASE I IYGNTCLALFNKLVLCMCEGGT	
cv. Prestige	ESFVRQNTDSETDVRSSI QQLVKDSYGF SAGGASE I IYGNTCLALFNKLVLCMCEGGT	
	781	840
cv. Haruna Nijo	LIFPI GTNGHYVNAAKFVNATLTIPTKADSGFKIEPSALADTLEKVSOPWYISGPTIN	
cv. Prestige	LIFPI GTNGHYVNAAKFVNATLTIPTKADSGFKIEPSALADTLEKVSOPWYISGPTIN	
	841	900
cv. Haruna Nijo	PTGFLYSDDDAELLSVCATYGARVV IDTSSSGI FFQATGCSQWNLERCISNVKSKPSF	
cv. Prestige	PTGFLYSDDDAELLSVCATYGARVV IDTSSSGI FFQATGCSQWNLERCISNVKSKPSF	
	901	960
cv. Haruna Nijo	SVVLLGELSFELTTAGLDFGFLIMSDSSLVDTFYSFPSLSRPHSTLKYTFRKLGLKNOK	
cv. Prestige	SVVLLGELSFELTTAGLDFGFLIMSDSSLVDTFYSFPSLSRPHSTLKYTFRKLGLKNOK	
	961	1020
cv. Haruna Nijo	DQHFSDLILEQKETLKNRADQLIKLESCGWDVAVGCHGGISMLAKPTAYIGKSLKVDGFE	
cv. Prestige	DQHFSDLILEQKETLKNRADQLIKLESCGWDVAVGCHGGISMLAKPTAYIGKSLKVDGFE	
	1021	1080
cv. Haruna Nijo	GKLDSHNMREALLRSTGLCISSSGWTGVPDYCRFSFALESQDFDRAMECTARFRELVLGG	
cv. Prestige	GKLDSHNMREALLRSTGLCISSSGWTGVPDYCRFSFALESQDFDRAMECTARFRELVLGG	
	1081	
cv. Haruna Nijo	GAKVNGSN	
cv. Prestige	GAKVNGSN	

FIG. 11 - continued

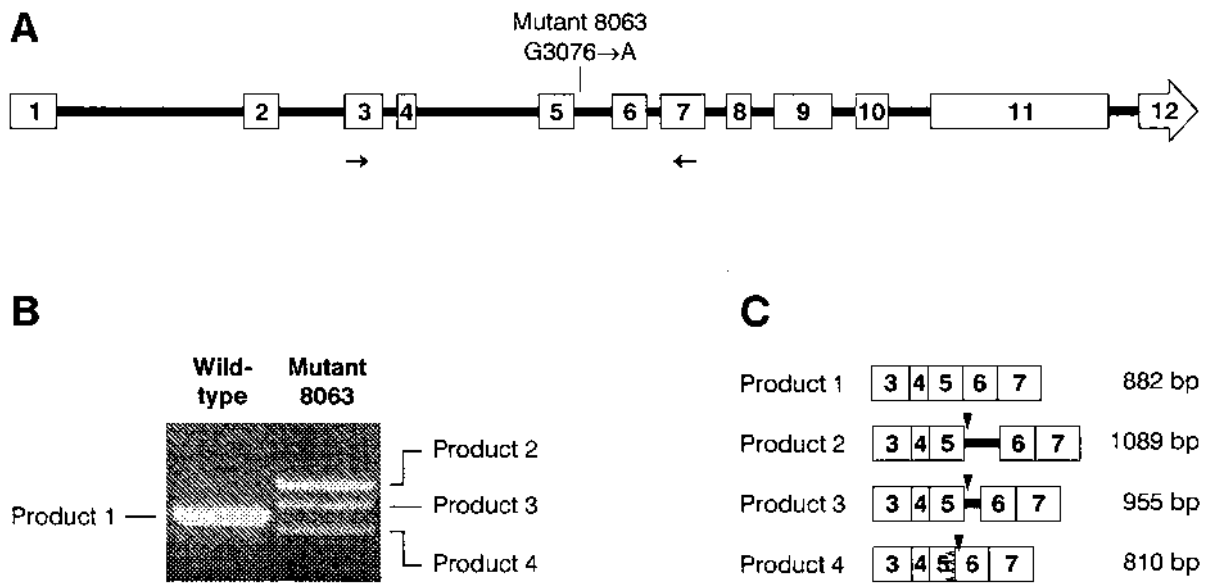
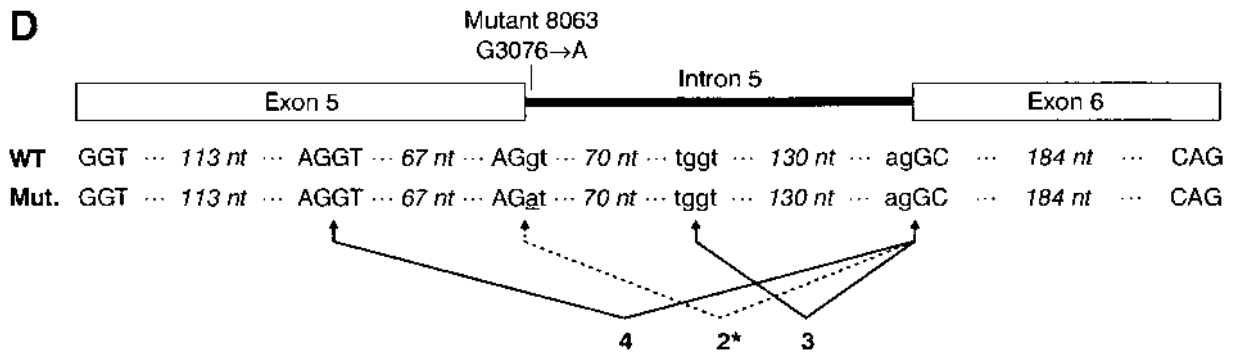


FIG. 12



E

	5' Splice site					3' Splice site				
	-2	-1	:	1	2	-2	-1	:	1	2
<i>Base composition in percent</i>										
G	9	79		100	0	0	100		62	24
A	64	7		0	0	100	0		14	18
C	14	8		0	0	0	0		15	18
T	12	6		0	100	0	0		9	39
Consensus	A	G	:	G	T	A	G	:	G	T
Intron 5, Mutant 8063	A	G	:	G	T	A	G	:	G	C

FIG. 12

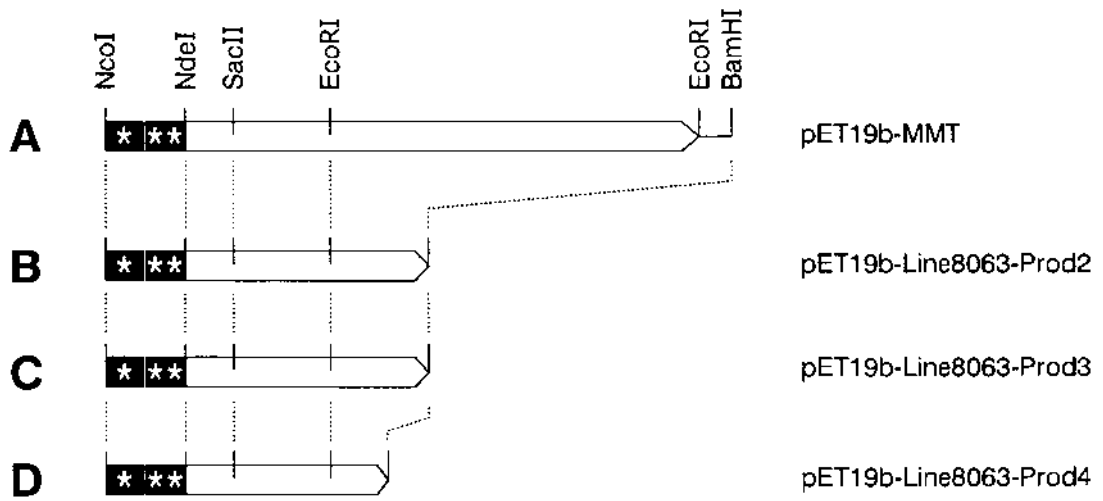


FIG. 13

E

```

cv. Prestige ( 1) MAAAAGDVEAF LAACOASGDAAYGAAKAVLERLEAPATRAEARRL LGAVRRRFAAGGPAA 60
Line 8063, Product 2 ( 1) MAAAAGDVEAF LAACOASGDAAYGAAKAVLERLEAPATRAEARRL LGAVRRRFAAGGPAA
Line 8063, Product 3 ( 1) MAAAAGDVEAF LAACOASGDAAYGAAKAVLERLEAPATRAEARRL LGAVRRRFAAGGPAA
Line 8063, Product 4 ( 1) MAAAAGDVEAF LAACOASGDAAYGAAKAVLERLEAPATRAEARRL LGAVRRRFAAGGPAA

cv. Prestige ( 61) GLECFRTFHFR IHQVVLDPHLOGFQQRKKL TMMEIPS IFIPEQWSFTFYEGLNRRPDSIF 120
Line 8063, Product 2 ( 61) GLECFRTFHFR IHQVVLDPHLOGFQQRKKL TMMEIPS IFIPEQWSFTFYEGLNRRPDSIF
Line 8063, Product 3 ( 61) GLECFRTFHFR IHQVVLDPHLOGFQQRKKL TMMEIPS IFIPEQWSFTFYEGLNRRPDSIF
Line 8063, Product 4 ( 61) GLECFRTFHFR IHQVVLDPHLOGFQQRKKL TMMEIPS IFIPEQWSFTFYEGLNRRPDSIF

cv. Prestige (121) RDKTVAELGCGNGWISIALAEKWCPSKVYGLDINPRAIKIAW:INLYNALDDGLPIYDA 180
Line 8063, Product 2 (121) RDKTVAELGCGNGWISIALAEKWCPSKVYGLDINPRAIKIAW:INLYNALDDGLPIYDA
Line 8063, Product 3 (121) RDKTVAELGCGNGWISIALAEKWCPSKVYGLDINPRAIKIAW:INLYNALDDGLPIYDA
Line 8063, Product 4 (121) RDKTVAELGCGNGWISIALAEKWCPSKVYGLDINPRAIKIAW:INLYNALDDGLPIYDA
*****

cv. Prestige (181) EGKTL LDRVEFYESDLLSYCRDNKIELDRIVGCIPOILNPNPEAMSKIVTENSSEEFLYS 240
Line 8063, Product 2 (181) EGKTL LDRVEFYESDLLSYCRDNKIELDRIVGCIPOILNPNPEAMSKIVTENSSEEFLYS
Line 8063, Product 3 (181) EGKTL LDRVEFYESDLLSYCRDNKIELDRIVGCIPOILNPNPEAMSKIVTENSSEEFLYS
Line 8063, Product 4 (181) EGKTL LDRVEFYESDLLSYCRDNKIELDRIVGCIPOILNPNPEAMSKIVTENSSEEFLYS
***

cv. Prestige (241) LSNYCALQGFVEDQFGLGLIARAVEEGISV IKPSGLHVFNMGRRPQGGV CERLFLRRGFR 300
Line 8063, Product 2 (241) LSNYCALQGFVEDQFGLGLIARAVEEGISV IKPSGLHVFNMGRRPQGGV CERLFLRRGFR
Line 8063, Product 3 (241) LSNYCALQGFVEDQFGLGLIARAVEEGISV IKPSGLHVFNMGRRPQGGV CERLFLRRGFR
Line 8063, Product 4 (241) LSNYCALQGFVEDQFGLGLIARAVEEGISV IKPSGLHVFNMGRRPQGGV CERLFLRRGFR

cv. Prestige (301) INKLWOTKINDAAIL 1088
Line 8063, Product 2 (301) INKLWOTKINDAAIL
Line 8063, Product 3 (301) INKLWOTKINDAAIL
Line 8063, Product 4 (290)

```

FIG. 13

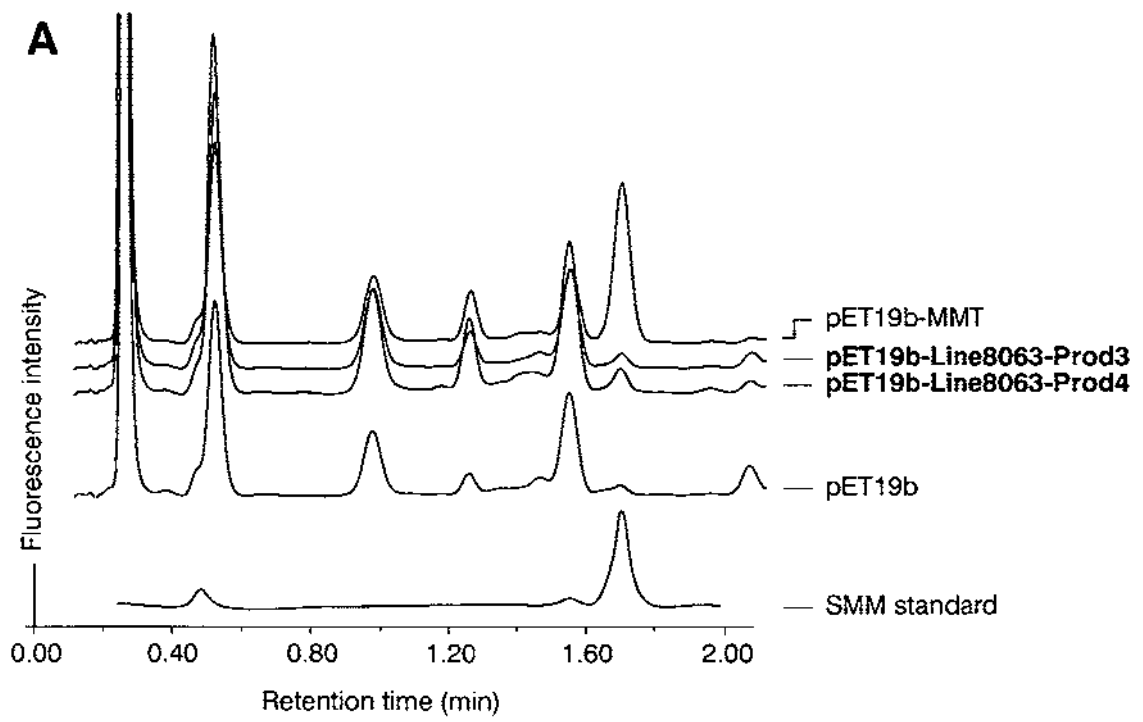


FIG. 14

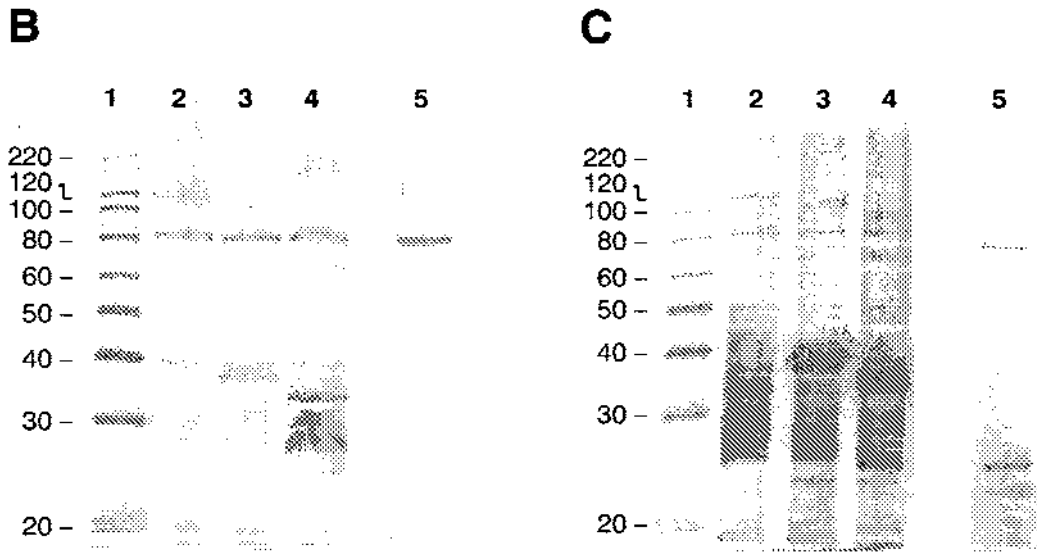


FIG. 14

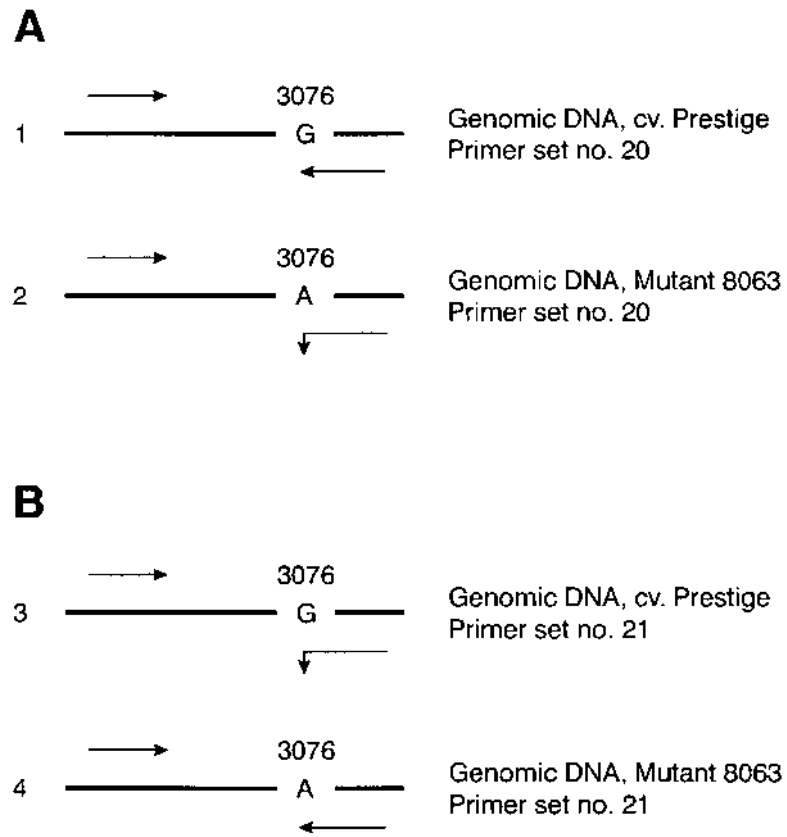


FIG. 15

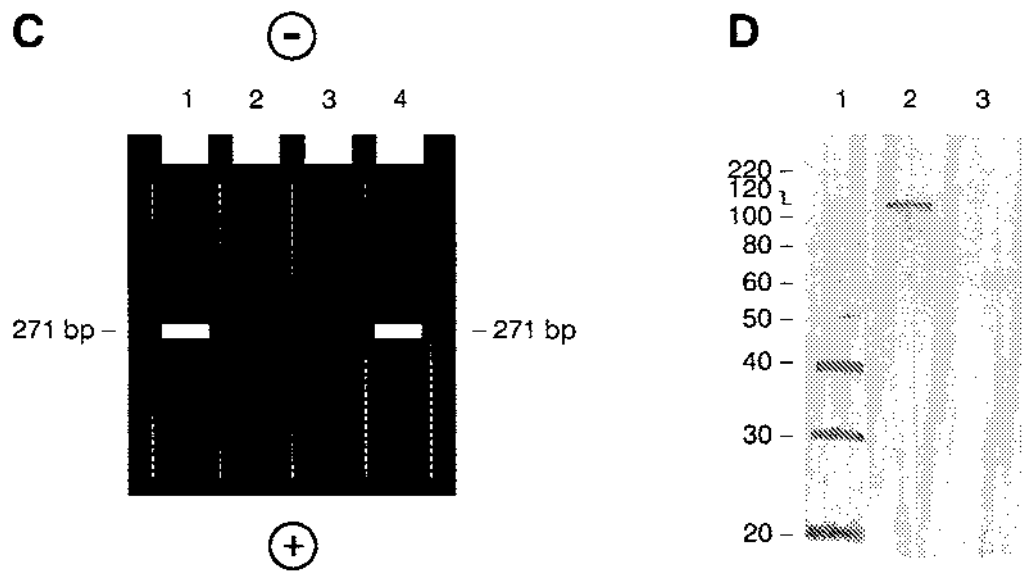


FIG. 15

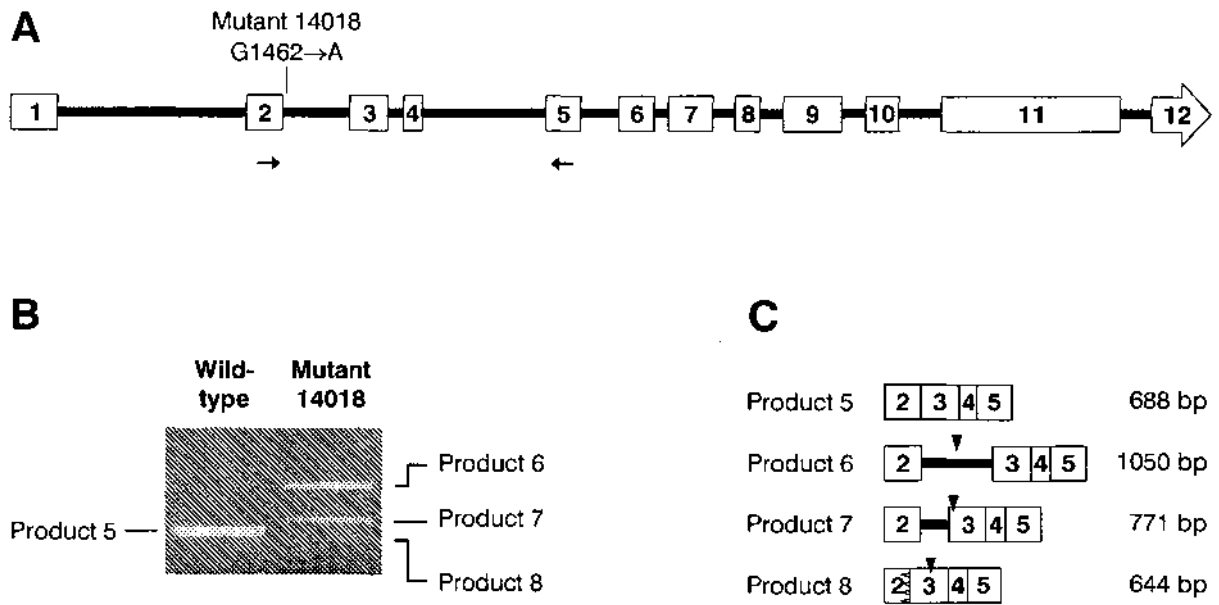
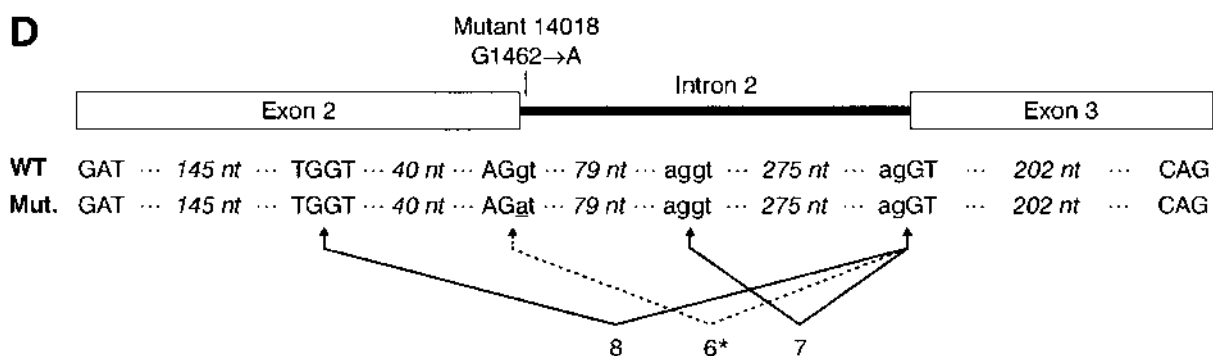


FIG. 16



E

	5' Splice site				3' Splice site					
	-2	-1	:	1	2	-2	-1	:	1	2
<i>Base composition in percent</i>										
G	9	79		100	0	0	100		62	24
A	64	7		0	0	100	0		14	18
C	14	8		0	0	0	0		15	18
T	12	6		0	100	0	0		9	39
Consensus	A	G	:	G	T	A	G	:	G	T
Intron 2, Mutant 14018	A	G	:	G	T	A	G	:	G	C

FIG. 16

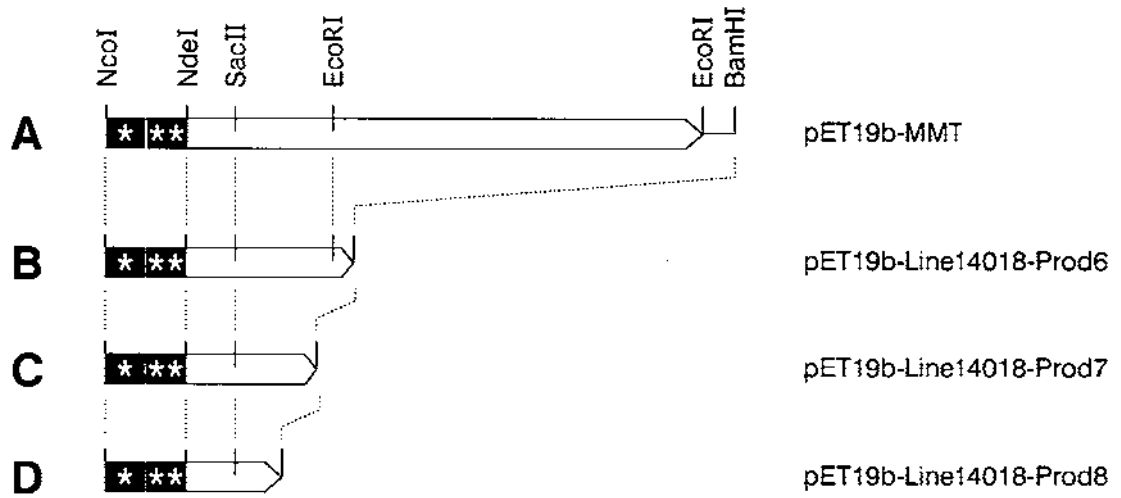


FIG. 17

E

		1	60
cv. Prestige	(1)	MAAAAGDVEAF LAACQASGDAAYGAAKAVLERLEAPATRAEARRLLGAVRRRF AAGGPA*	
Line 14018, Product 6	(1)	MAAAAGDVEAF LAACQASGDAAYGAAKAVLERLEAPATRAEARRLLGAVRRRF AAGGPA*	
Line 14018, Product 7	(1)	MAAAAGDVEAF LAACQASGDAAYGAAKAVLERLEAPATRAEARRLLGAVRRRF AAGGPA*	
Line 14018, Product 8	(1)	MAAAAGDVEAF LAACQASGDAAYGAAKAVLERLEAPATRAEARRLLGAVRRRF AAGGPA*	
		61	120
cv. Prestige	(61)	GLECFRTFHFRIHDVVLOPHLOGFQQRKLTMMETPSIF IPE DWSFTF YEGLNRHPDSIF	
Line 14018, Product 6	(61)	GLECFRTFHFRIHDVVLOPHLOGFQQRKLTMMETPSIF IPE DWSFTF YEGLNRHPDSIF	
Line 14018, Product 7	(61)	GLECFRTFHFRIHDVVLOPHLOGFQQRKLTMMETPSIF IPE DWSFTF YEGLNRHPDSIF	
Line 14018, Product 8	(61)	GLECFRTFHFRIHDVVLOPHLOGFQQRKLTMMETPSIF IPE DWSFTF YEGLNRHPDSIF	
		121	180
cv. Prestige	(121)	RDKTVAELGCGNGWISIALAEKWCPSKVYGLDINPRAIKIAWINLYLNALDDGLPIYDA	
Line 14018, Product 6	(121)	RDKTVAELGCGNGWISIALAEKWCPSKIGTSCSVDIYLI SFVANMGP AEVRHLRL LYMK	
Line 14018, Product 7	(121)	RDKTVAELGCGNGWISIALAEKWCPSKIGTSCSVDIYLI SFVANMGP AEVRHLRL LRFMVWI	
Line 14018, Product 8	(121)	RDKTVAELGCGNGWISIALAEKWCPSKIGTSCSVDIYLI SFVANMGP AEVRHLRL LRFMVWI	
		181	1088
cv. Prestige	(181)	EGKTL LDRVEFYESD LLSYCRDNKIE LDRIVG----->>>>>>>>>>-----NGSN	
Line 14018, Product 6	(181)	LLGVCG	
Line 14018, Product 7	(181)		
Line 14018, Product 8	(164)		

FIG. 17

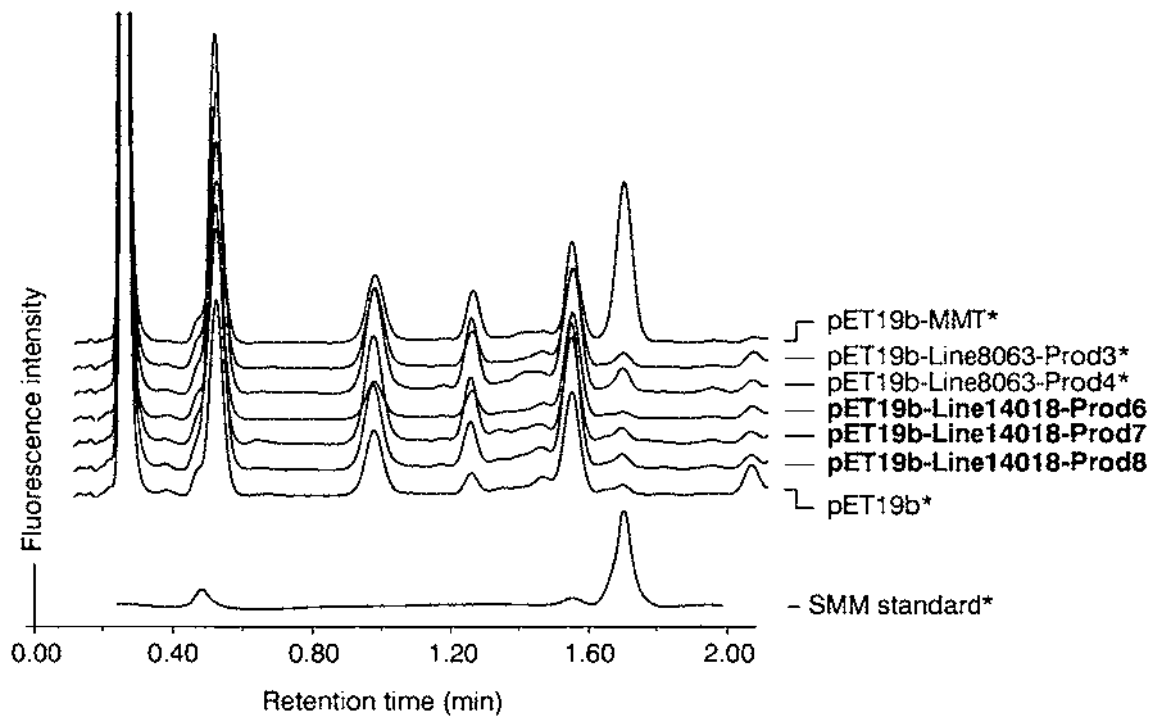
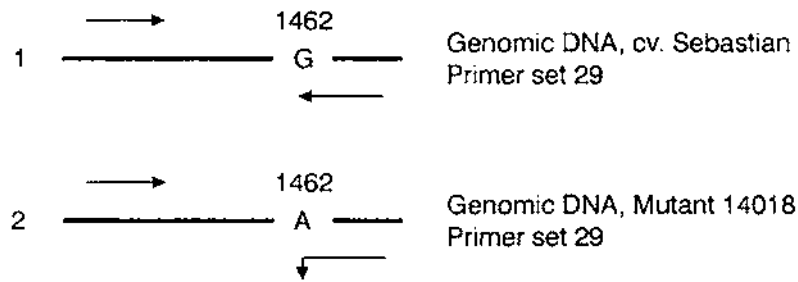


FIG. 18

A



B

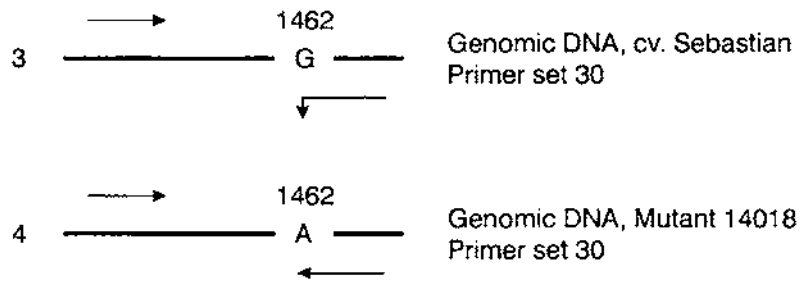


FIG. 19

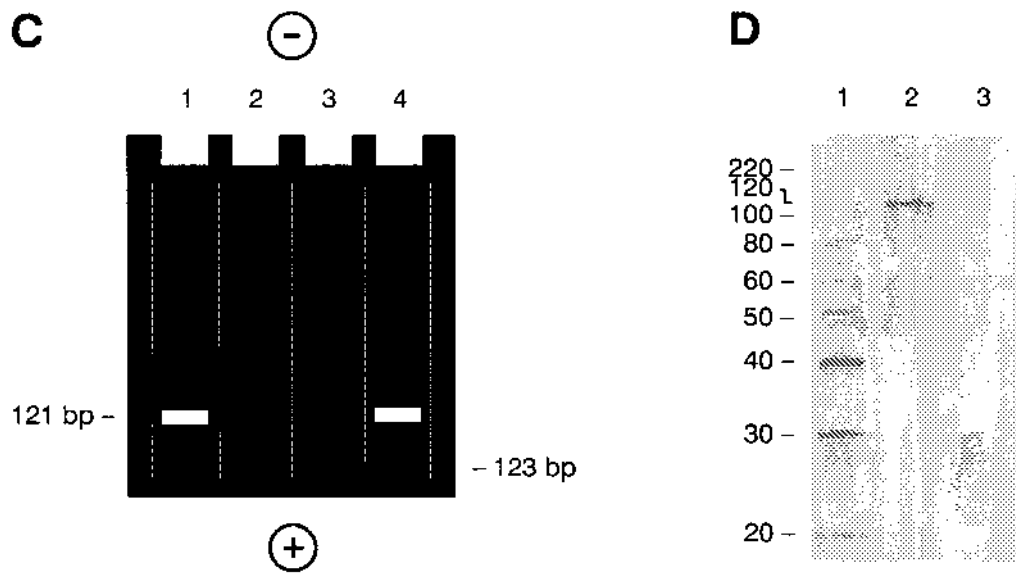


FIG. 19

REFERENCES CITED IN THE DESCRIPTION

This list of references cited by the applicant is for the reader's convenience only. It does not form part of the European patent document. Even though great care has been taken in compiling the references, errors or omissions cannot be excluded and the EPO disclaims all liability in this regard.

Patent documents cited in the description

- US 20060057684 A, Bisgaard-Frantzen, H. [0012] [0237]
- US 5242694 A, Reuther, H. [0012] [0237]
- US 4683195 A [0048] [0237]
- US 4800159 A, Mullis, K.B. [0048] [0237]
- US 7420105 B, Breddam, K. [0087] [0166] [0167] [0237]
- US 6660915 B, Douma, A.C. [0166] [0237]
- WO 2005087934 A, Breddam, K. [0166] [0167] [0237]
- AU 3857893 [0237]

Non-patent literature cited in the description

- Approved methods of the American Association of Cereal Chemists. American Association of Cereal Chemists, 1995 [0238]
- Methods of analysis of the American Society of Brewing Chemists. American Society of Brewing Chemists, 1992 [0238]
- **BOURGIS, F. et al.** S-Methylmethionine plays a major role in phloem sulfur transport and is synthesized by a novel type of methyltransferase. *Plant Cell*, 1999, vol. 11, 1485-1497 [0238]
- **BRIGGS, D.E. et al.** Malting and brewing science. Volume I Malt and sweet wort. Chapman and Hall, 1981, vol. I [0238]
- **DUFOUR, J.P.** Direct assay of S-methylmethionine using high-performance liquid chromatography and fluorescence techniques. *J. Am. Soc. Brew. Chem.*, 1986, vol. 44, 1-6 [0238]
- **DURAI, S. et al.** Zinc finger nucleases: custom-designed molecular scissors for genome engineering of plant and mammalian cells. *Nucleic Acids Res.*, 2005, vol. 33, 5978-5990 [0238]
- *Analytica - EBC*, 1998, ISBN 3-418-00759-7 [0238]
- **HANSEN, M. et al.** Antisense-mediated suppression of C-hordein biosynthesis in the barley grain results in correlated changes in the transcriptome, protein profile, and amino acid composition. *J. Exp. Bot.*, 2007, vol. 58, 3987-3995 [0238]
- **HOUGH, J.S. et al.** Malting and brewing science. Volume II Hopped wort and beer. Chapman and Hall, 1982, vol. II [0238]
- **HYSERT, D.W. et al.** The origin and control of dimethyl sulfide and its precursor in malt. *Tech. Q. MBAA*, 1980, vol. 17, 34-43 [0238]
- **LIDA, S. ; TERADA, R.** Modification of endogenous natural genes by gene targeting in rice and other higher plants. *Plant Mol. Biol.*, 2005, vol. 59, 205-219 [0238]
- Two new technologies for efficient and flexible wort boiling: 1. Rest before wort boiling to convert SMM to DMS; 2. Hop boiling separately from wort. **IM-ASHUKU, H.** 3rd World Brewing Congress, Presentation O-52, Program Book. 2008, 91 [0238]
- *Institute of Brewing. Methods of analysis*, 1997, ISBN 0-900489-10-3 [0238]
- **KLEINHOF, A. et al.** Induction and selection of specific gene mutations in *Hordeum* and *Pisum*. *Mutat. Res.*, 1978, vol. 51, 29-35 [0238]
- **KO, S. et al.** S-Methylmethionine is both a substrate and an inactivator of 1-aminocyclopropane-1-carboxylate synthase. *Arch. Biochem. Biophys.*, 2004, vol. 421, 85-90 [0238]
- **KOCSIC, M.G. et al.** Insertional inactivation of the methionine S-methyltransferase gene eliminates the S-methylmethionine cycle and increases the methylation ratio. *Plant Physiol.*, 2003, vol. 131, 1808-1815 [0238]
- **KUMAR, S. et al.** Gene targeting in plants: fingers on the move. *Trends Plant Sci.*, 2006, vol. 11, 159-161 [0238]
- **LAL, S. et al.** A splice site mutant of maize activates cryptic splice sites, elicits intron inclusion and exon exclusion, and permits branch point elucidation. *Plant Physiol.*, 1999, vol. 121, 411-418 [0238]
- **MAQUAT, L.E. ; CARMICHAEL, G.G.** Quality control of mRNA function. *Cell*, 2001, vol. 104, 173-176 [0238]
- **MCELROY, D. ; JACOBSEN, J.** What's brewing in barley biotechnology?. *Bio/Technology*, 1995, vol. 13, 245-249 [0238]
- **MEILGAARD, M.C.** Prediction of flavour differences between beers from their chemical composition. *J. Agric. Food Chem.*, 1982, vol. 30, 1009-1017 [0238]
- **MENDELL, J.T. ; DIETZ, H.C.** When the message goes awry: Disease-producing mutations that influence mRNA content and performance. *Cell*, 2002, vol. 107, 411-414 [0238]

- **MUDD, S.H. ; DATKO, A.H.** The S-methylmethionine cycle in *Lemna paucicostata*. *Plant Physiol.*, 1990, vol. 93, 623-630 [0238]
- Origin, evolution, population genetics and resources for breeding of wild barley, *Hordeum spontaneum*, in the Fertile Crescent. **NEVO, E.** Barley: Genetics, Biochemistry, Molecular Biology and Biotechnology. CAB International, 1992, 19-43 [0238]
- **PIMENTA, M.J. et al.** Determination of S-adenosyl-L-methionine:L-methionine S-methyltransferase activity by selective adsorption of [methyl-3H]S-adenosylmethionine onto activated charcoal. *Anal. Biochem.*, 1995, vol. 225, 167-169 [0238]
- **PHENOMENEX.** HPLC application, 2006 [0238]
- **RANOCHA, P. et al.** The S-methylmethionine cycle in angiosperms: ubiquity, antiquity and activity. *Plant J.*, 2001, vol. 25, 575-584 [0238]
- **RASMUSSEN, S.K. ; HATZACK, F.** Identification of two low-phytate barley (*Hordeum vulgare* L.) grain mutants by TLC and genetic analysis. *Hereditas*, 1998, vol. 129, 107-112 [0238]
- **ROBBINS M.P. et al.** Gene manipulation of condensed tannins in higher plants. *Plant Physiol.*, 1998, vol. 116, 1133-1144 [0238]
- **SAMBROOK, J. ; RUSSELL, D.W.** Molecular cloning. A laboratory manual. Cold Spring Harbor Laboratory Press, 2001 [0238]
- Vaporescence versus boiling - Expulsion of aromatic compounds during the whole wort production. **SCHEUREN, H. ; SOMMER, K.** 3rd World Brewing Congress, Presentation O-55, Program Book. 2008, 92 [0238]
- **SINIBALDI, R.M. ; METTLER I.J.** Intron splicing and intron-mediated enhanced expression in monocots. *Prog. Nucleic Acid Res. Mol. Biol.*, 1992, vol. 42, 229-257 [0238]
- **STAHL, Y. et al.** Antisense downregulation of the barley limit dextrinase inhibitor modulates starch granule sizes distribution, starch composition and amylopectin structure. *Plant J.*, 2004, vol. 39, 599-611 [0238]
- **TAGMOUNT, A. et al.** An essential role of S-adenosyl-L-methionine:L-methionine S-methyltransferase in selenium volatilization by plants. Methylation of selenomethionine to selenium-methyl-L-selenium-methionine, the precursor of volatile selenium. *Plant Phys.*, 2002, vol. 130, 847-856 [0238]
- **THANBICHLER, M. et al.** S-Methylmethionine metabolism in *Escherichia coli*. *J. Bacteriol.*, 1998, vol. 181, 662-665 [0238]
- **TZFIRA, T. ; WHITE, C.** Towards targeted mutagenesis and gene replacement in plants. *Trends Biotechnol.*, 2005, vol. 23, 567-569 [0238]
- The wild species of *Hordeum*: Relationships and potential use for Improvement of cultivated barley. **VON BOTHMER, R.** Barley: Genetics, Biochemistry, Molecular Biology and Biotechnology. CAB International, 1992, 3-18 [0238]
- **WU, J. et al.** Nonsense-mediated mRNA decay (NMD) silences the accumulation of aberrant trypsin proteinase inhibitor mRNA in *Nicotiana attenuata*. *Plant J.*, 2007, vol. 51, 693-706 [0238]